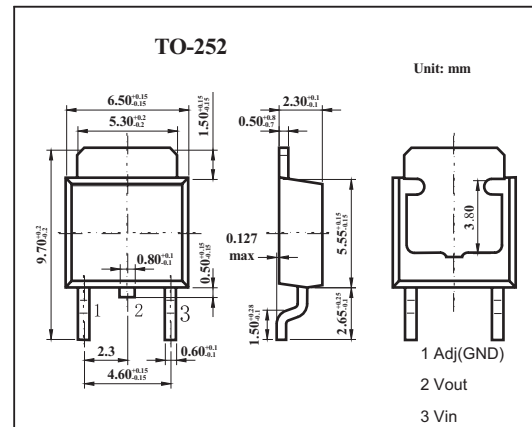


1A Low Dropout Positive Adjustable or Fixed-Mode Regulator KMU1117(LMU1117)

■ Features

- 1.4V maximum dropout at full load current
- Fast transient response
- Output current limiting
- Built-in thermal shutdown
- Good noise rejection
- 3-Terminal Adjustable or Fixed 1.5V, 1.8V, 1.9V, 2.5V, 3.3V, 5.0V

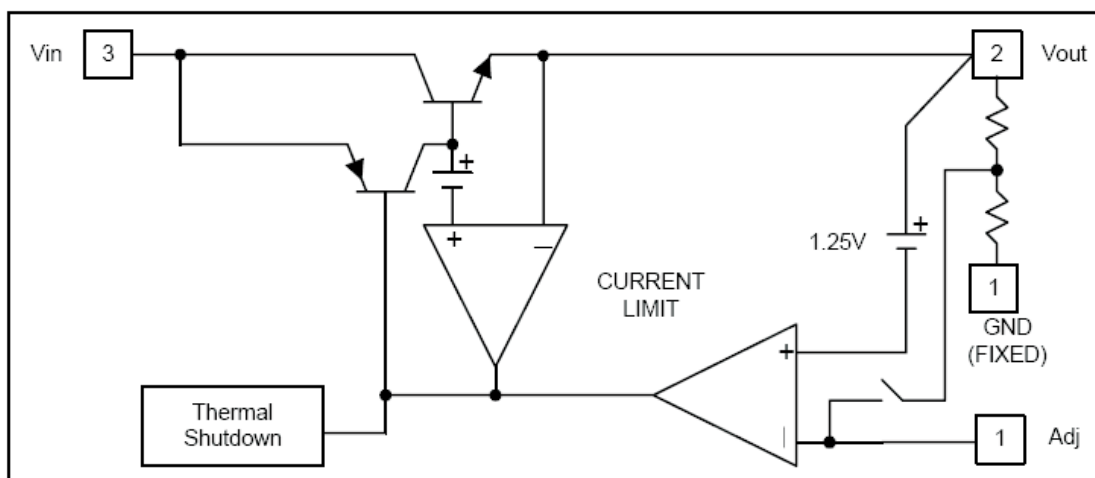


■ Absolute Maximum Ratings Ta = 25°C

Parameter	Symbol	Rating	Unit
DC Supply Voltage	V _{in}	-0.3 to 12	V
Power Dissipation	P _D	Internally Limited	
Thermal Resistance Junction-to-Ambient	θ _{JA}	92	°C/W
Thermal Resistance Junction-to-Case *	θ _{JC}	10	°C/W
Operating Junction Temperature Range	T _{OP}	0 to +150	°C
Storage Temperature	T _{ST}	-65 to +150	°C

* Control Circuitry/Power Transistor

■ Block Diagram



KMU1117(LMU1117)

■ Electrical Characteristics Ta = 25°C

Parameter	Testconditions	Min	Typ	Max	Unit
Reference Voltage	KMU1117-ADJ T _J =25°C, (V _{IN} -V _{OUT})=1.5V, I _o =10mA	1.225	1.250	1.275	V
Output Voltage	KMU1117-1.5 I _{OUT} = 10mA, T _J = 25°C, 3V ≤ V _{IN} ≤ 12V	1.470	1.500	1.530	V
	KMU1117-1.8 I _{OUT} = 10mA, T _J = 25°C, 3.3V ≤ V _{IN} ≤ 12V	1.764	1.800	1.836	V
	KMU1117-1.9 I _{OUT} = 10mA, T _J = 25°C, 3.3V ≤ V _{IN} ≤ 12V	1.862	1.900	1.938	V
	KMU1117-2.5 I _{OUT} = 10mA, T _J = 25°C, 4V ≤ V _{IN} ≤ 12V	2.450	2.500	2.550	V
	KMU1117-3.3 I _{OUT} = 10mA, T _J = 25°C, 4.8V ≤ V _{IN} ≤ 12V	3.235	3.300	3.365	V
	KMU1117-5.0 I _{OUT} = 10mA, T _J = 25°C, 6.5V ≤ V _{IN} ≤ 12V	4.900	5.000	5.100	V
Line Regulation	KMU1117-XXX I _o =10mA, V _{OUT} +1.5V < V _{IN} < 12V, T _J =25°C			0.2	%
Load Regulation	KMU1117-ADJ V _{IN} =3.3V, V _{adj} =0, 0mA < I _o < 1A, T _J =25°C			1	%
	KMU1117-1.5 V _{IN} =3V, 0mA < I _o < 1A, T _J =25°C		12	15	mV
	KMU1117-1.8 V _{IN} =3.3V, 0mA < I _o < 1A, T _J =25°C		15	18	mV
	KMU1117-1.9 V _{IN} =3.3V, 0mA < I _o < 1A, T _J =25°C		16	19	mV
	KMU1117-2.5 V _{IN} =4V, 0mA < I _o < 1A, T _J =25°C		20	25	mV
	KMU1117-3.3 V _{IN} =5V, 0mA ≤ I _o ≤ 1A, T _J =25°C		26	33	mV
	KMU1117-5.0 V _{IN} =8V, 0mA ≤ I _o ≤ 1A, T _J =25°C		40	50	mV
Dropout Voltage (V _{IN} -V _{OUT})	KMU1117-XXX I _{OUT} = 1A, ΔV _{OUT} =0.1%V _{OUT}		1.3	1.4	V
Current Limit	KMU1117-XXX (V _{IN} -V _{OUT}) = 5V	1.1			A
Minimum Load Current	KMU1117-XXX 0°C ≤ T _J ≤ 125°C		5	10	mA
Thermal Regulation	T _A =25°C, 30ms pulse		0.008	0.04	%/W
Ripple Rejection	F=120Hz, C _{OUT} =25uF Tantalum, I _{OUT} =1A				
	KMU1117-XXX V _{IN} =V _{OUT} +3V		60	70	dB
Temperature Stability	I _o =10mA		0.5		%

KMU1117(LMU1117)

■ Typical Characteristics

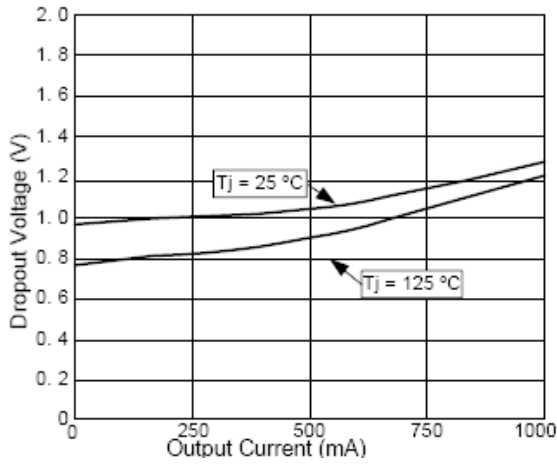


Fig.1 Dropout Voltage vs Output Current

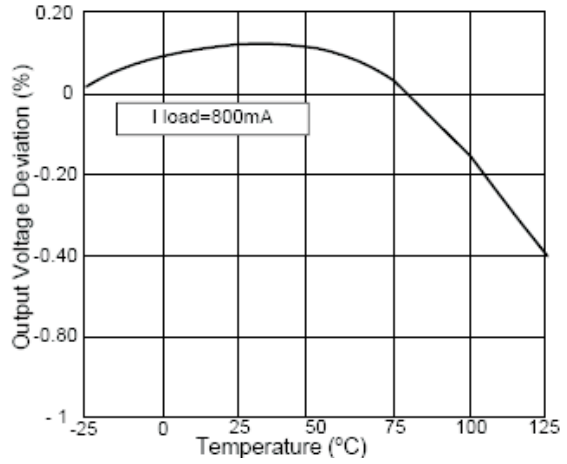


Fig.2 Load Regulation vs Temperature

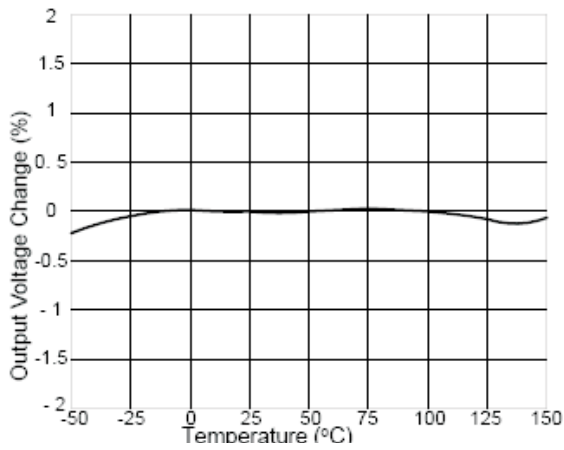


Fig.3 Percent Change in Output Voltage vs Temperature

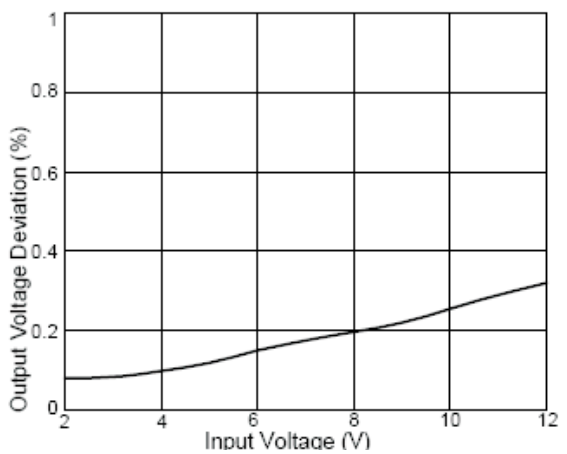


Fig.4 Line Regulation

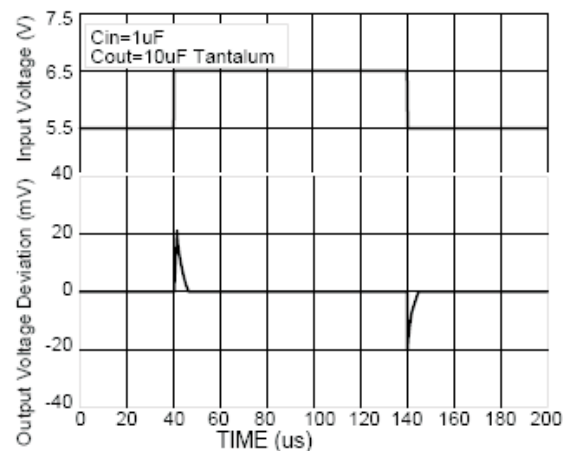


Fig.5 Line Transient Response

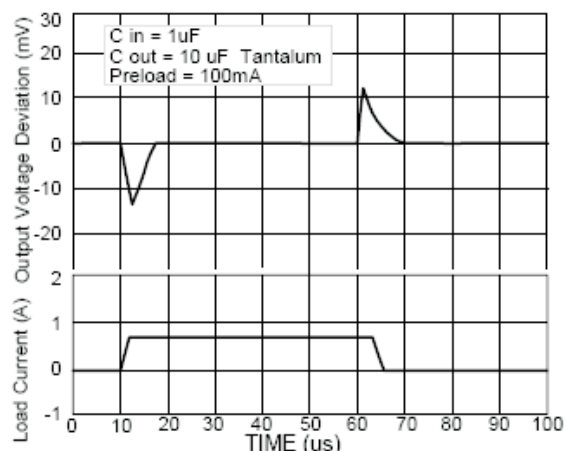


Fig.6 Load Transient Response