


8 A Glass Passivated Bridge Rectifier

Features

- Glass Passivated Chip Junction
- Low Forward Voltage Drop
- High Reliability
- Ideal for Printed Circuit Boards
- High temperature soldering guaranteed: 260°C/10 seconds at 5lbs.(2.3kg) tension
- This series is UL recognized under component index, File number E194718
- RoHS compliant



GBU



Mechanical Data

Case:	GBU, Epoxy meets UL 94V-0 flammability rating
Terminals:	Leads solderable per MIL-STD-750, Method 2026
Polarity:	Polarity symbols marked on case
Mounting Torque:	5 in. – lbs. max.
Weight:	0.14 ounce, 4.0 grams

Maximum Ratings And Electrical Characteristics (T_{amb}=25°C)

Symbols	Parameter	GBU 8A	GBU 8B	GBU 8D	GBU 8G	GBU 8J	GBU 8K	GBU 8M	Unit
V _{RRM}	Maximum Repetitive Peak Reverse Voltage	50	100	200	400	600	800	1000	V
V _{RMS}	Maximum RMS Input Voltage	35	70	140	280	420	560	700	V
V _{DC}	Maximum DC Blocking Voltage	50	100	200	400	600	800	1000	V
I _(AV)	Maximum Average Forward Rectified Output Current at T _A =100°C (Note 1)	8.0							A
I _{FSM}	Peak Forward Surge Current Single Sine-wave Superimposed on Rated Load (JEDEC Method)	200							A
V _F	Maximum Instantaneous Forward Voltage Drop per leg at 8.0A	1.05							V
I _R	Maximum DC Reverse Current at Rated DC Blocking Voltage per leg	T _A =25°C							µA
		T _A =125°C							

8 A Glass Passivated Bridge Rectifier

GBU8A - GBU8M

Symbols	Parameter	GBU	GBU	GBU	GBU	GBU	GBU	GBU	Unit
		8A	8B	8D	8G	8J	8K	8M	
I_t^2	Rating for Fusing ($1\text{ms} < t < 8.3\text{ms}$)	166							A^2s
$R_{\theta JA}$	Typical Thermal Resistance per leg (Note 2)	21							$^{\circ}\text{C}/\text{W}$
$R_{\theta JC}$	Typical Thermal Resistance per leg (Note 1)	2.2							$^{\circ}\text{C}/\text{W}$
T_J, T_{STG}	Operating and Storage Temperature Range	-55 to 150							$^{\circ}\text{C}$

Note:

1. Mounted on 82 x 82 x 3.0mm Al. plate
2. Mounted on PCB at 9.5mm lead length with 12mm² copper pad
3. Single Phase, half wave, 60 Hz, resistive or inductive load.
For capacitive load, derate current by 20%

Rating and Characteristic Curves

Fig.1- Derating Curve Output Rectified Current

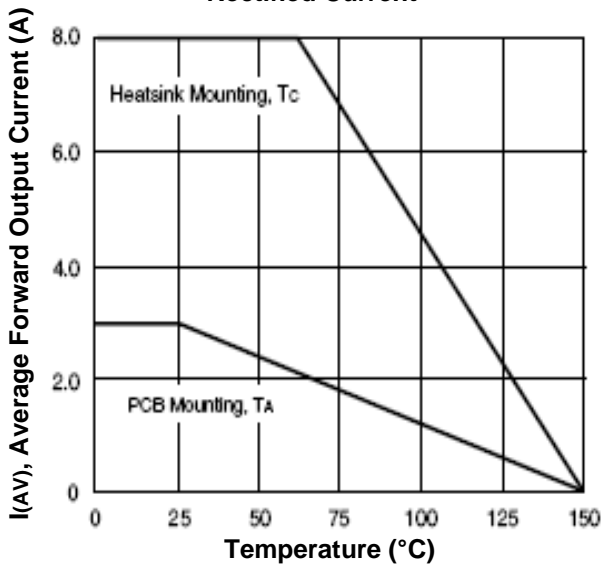
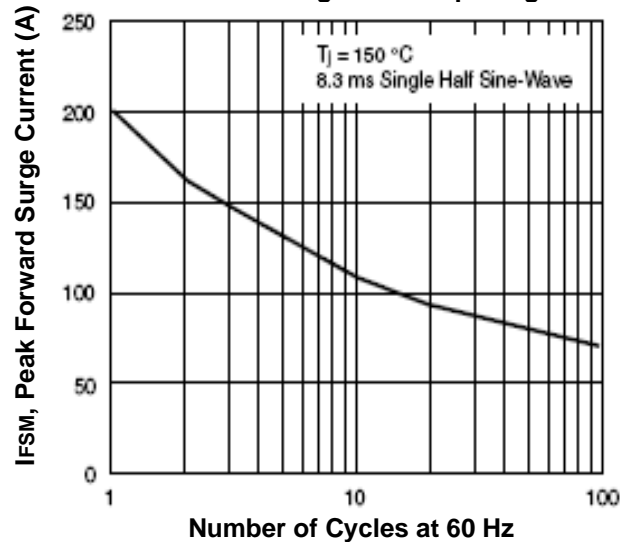


Fig.2-Maximum Non-Repetitive Peak Forward Surge Current per leg



8 A Glass Passivated Bridge Rectifier

GBU8A - GBU8M

Fig.3- Typical Forward Characteristics per leg

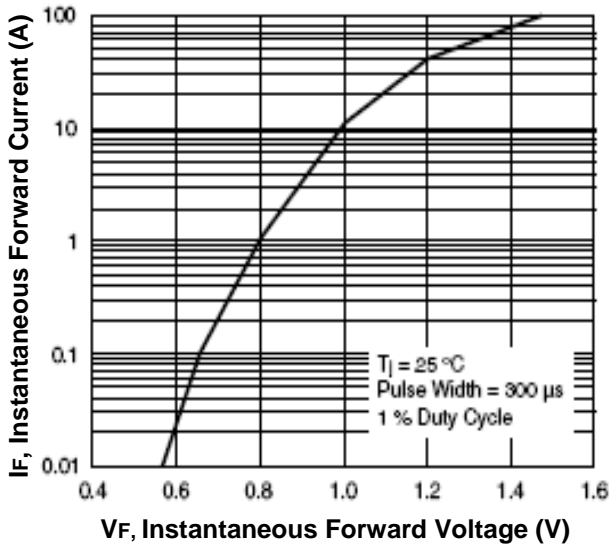
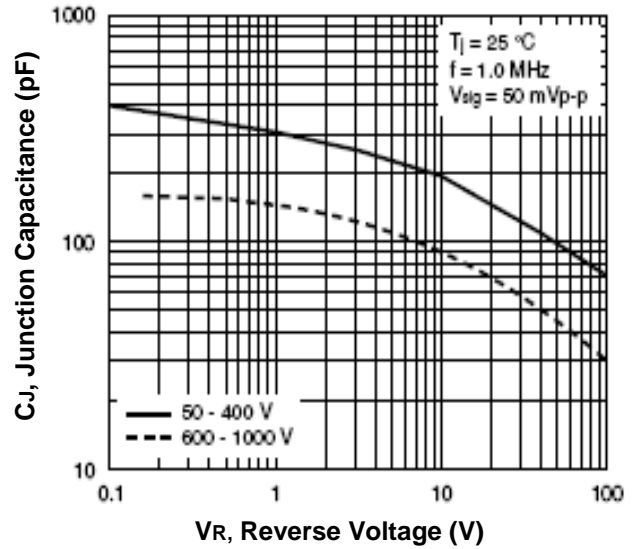
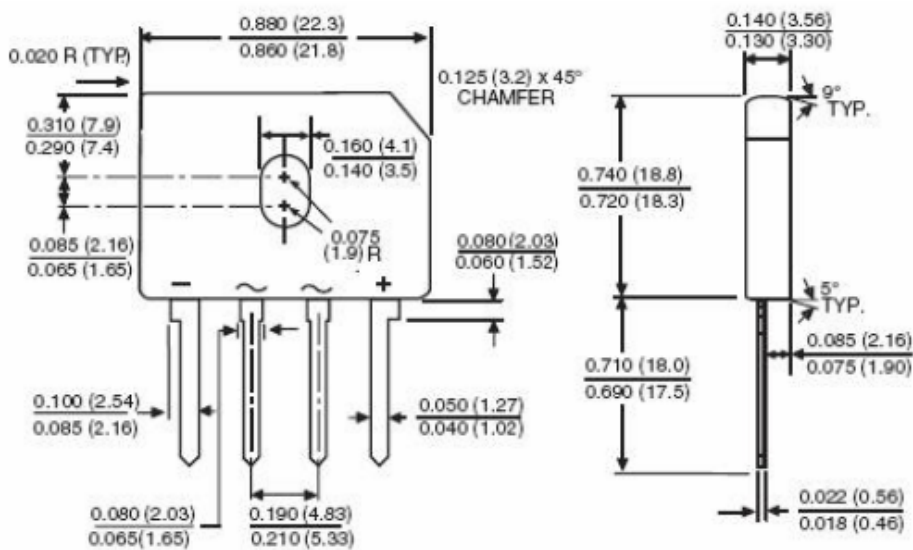


Fig.4-Typical Junction Capacitance per leg



Dimensions in inch (mm)

Case Type GBU



8 A Glass Passivated Bridge Rectifier

GBU8A - GBU8M

How to contact us

US HEADQUARTERS

28040 WEST HARRISON PARKWAY, VALENCIA, CA 91355-4162

Tel: (800) TAITRON (800) 824-8766 (661) 257-6060

Fax: (800) TAITFAX (800) 824-8329 (661) 257-6415

Email: taitron@taitroncomponents.com

Http://www.taitroncomponents.com

TAITRON COMPONENTS MEXICO, S.A .DE C.V.

BOULEVARD CENTRAL 5000 INTERIOR 5 PARQUE INDUSTRIAL ATITALAQUIA, HIDALGO C.P.
42970 MEXICO

Tel: +52-55-5560-1519

Fax: +52-55-5560-2190

TAITRON COMPONENTS INCORPORATED REPRESENTAÇÕES DO BRASIL LTDA

RUA DOMINGOS DE MORAIS, 2777, 2.ANDAR, SALA 24 SAÚDE - SÃO PAULO-SP 04035-001 BRAZIL

Tel: +55-11-5574-7949

Fax: +55-11-5572-0052

TAITRON COMPONENTS INCORPORATED, SHANGHAI REPRESENTATIVE OFFICE

METROBANK PLAZA, 1160 WEST YAN' AN ROAD, SUITE 1503, SHANGHAI, 200052, CHINA

Tel: +86-21-5424-9942

Fax: +86-21-5424-9931