

SMD INDUCTOR DR354-3 SERIES

Features

- SMD Chip Inductor, Low Profile
- Suitable for High Frequency Application
- Inductance Range from 10nH to 10 μ H
- Operating Temp. -40°C to +125°C
- Tinned Leads with Leaded Solder is Available (note 4)



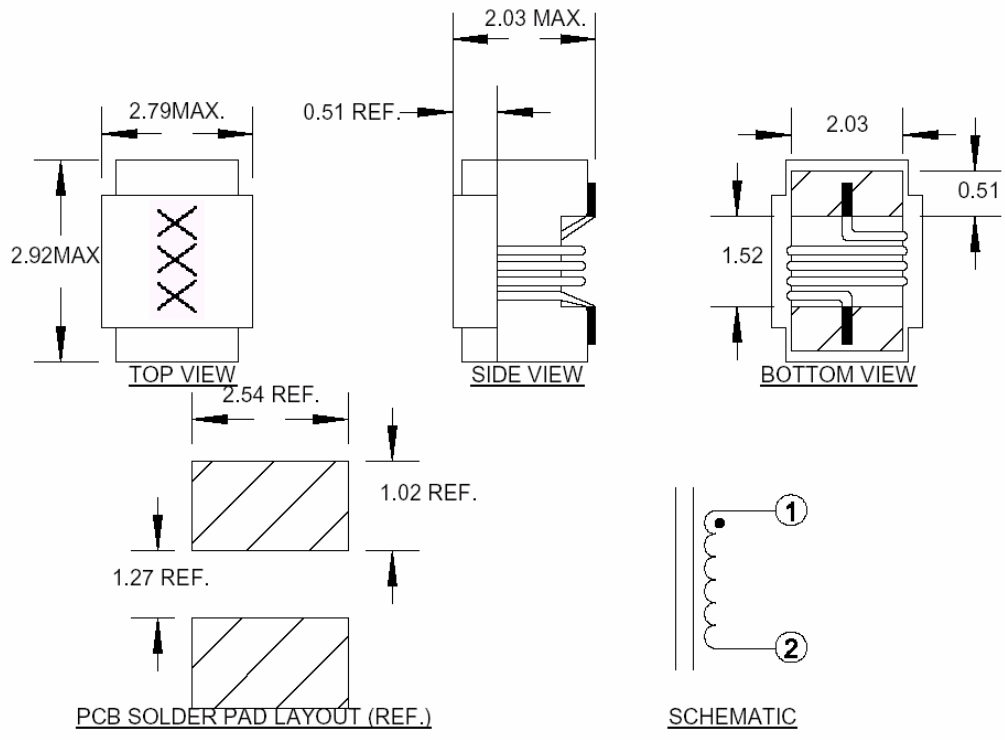
ELECTRICAL SPECIFICATIONS AT 25°C

PART NO.	TOLERANCE, T	INDUCTANCE (nH)		DCR (Ω) MAX.	MAX. RATED CURRENT (A)
		@ 0A			
DR354-3-103-T	M, K, J	10	@50MHz	0.08	1.000
DR354-3-123-T	M, K, J	12	@50MHz	0.09	1.000
DR354-3-153-T	M, K	15	@50MHz	0.10	1.000
DR354-3-183-T	M, K, J	18	@50MHz	0.11	1.000
DR354-3-223-T	M, K, J	22	@50MHz	0.12	1.000
DR354-3-273-T	M, K	27	@50MHz	0.13	1.000
DR354-3-333-T	K, J	33	@50MHz	0.14	1.000
DR354-3-393-T	K, J	39	@50MHz	0.15	1.000
DR354-3-473-T	K, J	47	@50MHz	0.16	1.000
DR354-3-563-T	K, J	56	@50MHz	0.18	1.000
DR354-3-683-T	K, J	68	@50MHz	0.20	1.000
DR354-3-823-T	K, J	82	@50MHz	0.22	1.000
DR354-3-104-T	K, J	100	@25MHz	0.56	0.650
DR354-3-124-T	K, J	120	@25MHz	0.63	0.650
DR354-3-154-T	K, J	150	@25MHz	0.70	0.580
DR354-3-184-T	K, J	180	@25MHz	0.77	0.620
DR354-3-224-T	K, J	220	@25MHz	0.84	0.500
DR354-3-274-T	K, J	270	@25MHz	0.91	0.500
DR354-3-334-T	K, J	330	@25MHz	1.05	0.450
DR354-3-394-T	K, J	390	@25MHz	1.12	0.470
DR354-3-474-T	K, J	470	@25MHz	1.19	0.470
DR354-3-564-T	K, J	560	@25MHz	1.33	0.400
DR354-3-624-T	K, J	620	@25MHz	1.40	0.300
DR354-3-684-T	K, J	680	@25MHz	1.47	0.400
DR354-3-754-T	M, K, J	750	@25MHz	1.54	0.360
DR354-3-824-T	M, K, J	820	@25MHz	1.61	0.400
DR354-3-914-T	M, K, J	910	@25MHz	1.68	0.380
DR354-3-105-T	M, K, J	1000	@25MHz	1.75	0.370
DR354-3-125-T	M, K, J	1200	@7.9MHz	2.00	0.310
DR354-3-155-T	M, K, J	1500	@7.9MHz	2.30	0.330
DR354-3-185-T	M, K, J	1800	@7.9MHz	2.60	0.300
DR354-3-225-T	M, K, J	2200	@7.9MHz	2.80	0.280
DR354-3-275-T	M, K, J	2700	@7.9MHz	3.20	0.290
DR354-3-335-T	M, K, J	3300	@7.9MHz	3.40	0.290
DR354-3-395-T	M, K, J	3900	@7.9MHz	3.60	0.260
DR354-3-475-T	M, K, J	4700	@7.9MHz	4.00	0.260
DR354-3-565-T	M, K, J	5600	@7.9MHz	6.80	0.190
DR354-3-685-T	M, K, J	6800	@7.9MHz	7.50	0.180
DR354-3-825-T	M, K, J	8200	@7.9MHz	8.20	0.170
DR354-3-106-T	M, K, J	10000	@7.9MHz	9.10	0.160

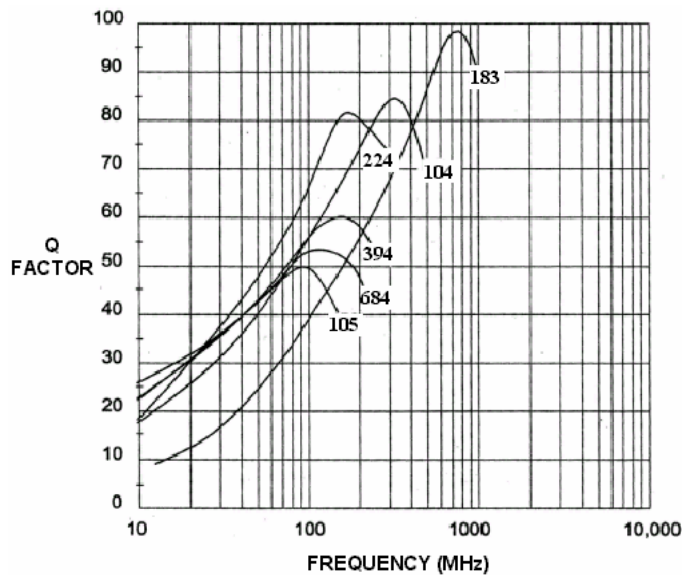
INDUCTANCE TOLERANCE: WHEN ORDERING PLEASE SPECIFY THE TOLERANCE.

T (M=±20%, K=±10%, J=±5%)

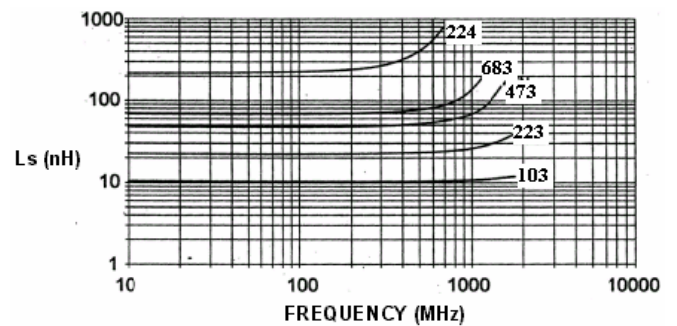
MECHANICAL OUTLINES



Q VS FREQUENCY RESPONSE



Ls VS FREQUENCY RESPONSE



Notes:

1. All dimensions are shown in millimeter "mm"
2. General tolerance ± 0.1 mm, unless other specified
3. Tape and reel quantity, 1000 pcs/reel
4. For non-RoHS parts replace DR prefix with 42- (e.g. DR354-3 becomes 42-354-3)
5. Terminal finish is compliant to RoHS requirements. Solder in accordance with J-STD-020C