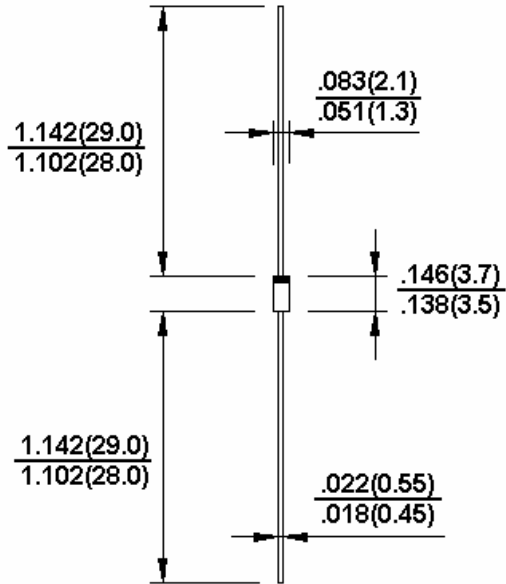


Features

- ✧ Fast switching speed
- ✧ General purpose rectification
- ✧ Silicon epitaxial planar construction

Mechanical Data

- ✧ Case: DO-35
- ✧ Leads: Solderable per MIL-STD-202, Method 208
- ✧ Polarity: Cathode band
- ✧ Marking: Type number
- ✧ Weight: 0.13 grams (approx.)



Dimensions in inches and (millimeters)

Maximum Ratings and Electrical Characteristics

Rating at 25°C ambient temperature unless otherwise specified.

Maximum Ratings

Type Number	Symbol	BAV19	BAV20	BAV21	Units
Non-Repetitive Peak Reverse Voltage	VRRM	120	200	250	V
Peak Repetitive Reverse Voltage Working Peak Reverse Voltage DC Blocking Voltage	VR	100	150	200	V
Rectifier Current (Average) Half Wave Rectification with Resist Load at Tamb=25°C and f > 50Hz	Io	200			mA
Non-Repetitive Peak Forward Surge Current @ t=1.0s and Tj=25°C	IFSM	1000			mA
Power Dissipation (Note 1) at Tamb = 25°C	Ptot	300			mW
Thermal Resistance Junction to Ambient Air	RθJA	0.35			K/mW
Operating and Storage Temperature Range	Tj, TSTG	-65 to + 175			°C

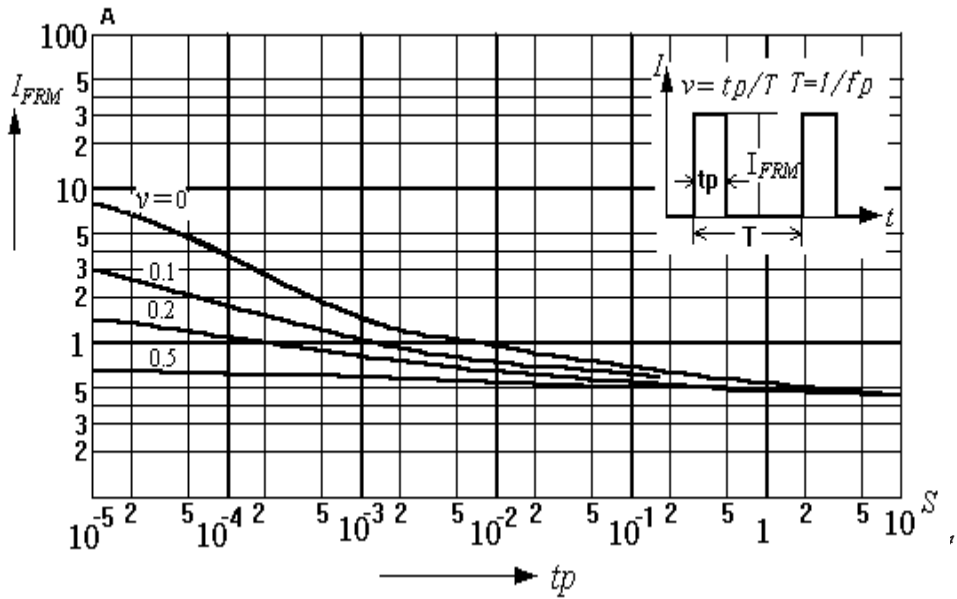
Electrical Characteristics

Type Number	Symbol	Min	Max	Units
Forward Voltage @ IF=100mA	VF	-	1.0	V
Peak Reverse Current BAV19 @ VR=100V BAV20 @ VR=150V BAV21 @ VR=200V	IR	-	0.1 0.1 0.1	uA uA uA
Capacitance VR=0, f=1.0MHz	Ctot	-	1.5	pF
Reverse Recovery Time (Note 1)	trr	-	75	nS

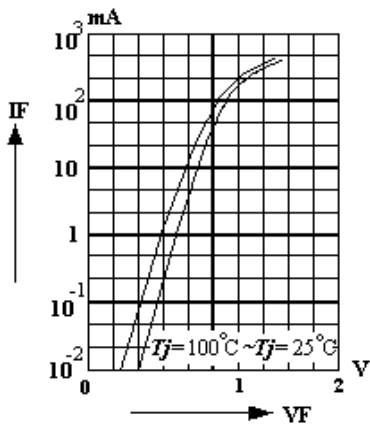
Note: 1. Reverse Recovery Test Conditions: IF=10mA to IRR=1.0mA VR=6.0V, RL=100Ω

RATINGS AND CHARACTERISTIC CURVES (BAV19/BAV20/BAV21)

Admissible repetitive peak forward current versus pulse duration



Forward characteristics



Dynamic forward resistance versus forward current

