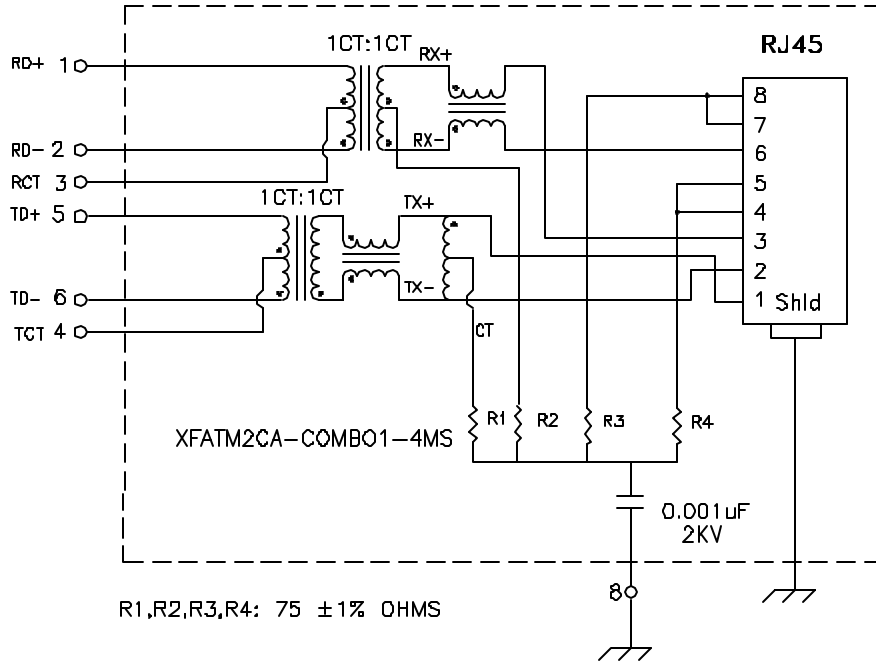


Schematic:



Electrical Specifications: @25°C

Isolation Voltage: 1500 Vrms (INPUT to OUTPUT)
 UTP SIDE OCL: 350uH Min @100KHz 100mV 8mADC
 Rise Time (10-90%): 2.5ns Typical
 Insertion Loss (300KHz-100MHz): -1.1dB Maximum
 Insertion Loss (100MHz-125MHz): -1.5dB Typ.
 Return Loss: -20dB Typ. @30MHz
 -15dB Typ. @80MHz

Crosstalk:

300KHz-60MHz -40dB Typical
 60MHz-100MHz -38dB Typical

Common Mode to Differential Mode Rejection:

300KHz-60MHz -45dB Typ (Tx) / -40dB Typ (Rx)
 60MHz-100MHz -40dB Typ (Tx) / -35dB Typ (Rx)

Notes:

- Solderability: Leads shall meet MIL-STD-202, Method 208D for solderability.
- Flammability: UL94V-0
- ASTM oxygen index: > 28%
- Insulation System: Class F 155°C. UL file E151556
- Operating Temperature Range: All listed parameters are to be within tolerance from -40°C to +85°C
- Storage Temperature Range: -55°C to +125°C
- Aqueous wash compatible
- SMD Lead Coplanarity: ±0.004°(0.102mm)
- Moisture Sensitivity: Level 2
- Electrical and mechanical specifications 100% tested
- RoHS Compliant Component

DOC REV: A/1

XFMRs Inc
www.XFMRs.com

Title: **SINGLE PORT COMBO**

UNLESS OTHERWISE SPECIFIED
 TOLERANCES:
 .xxx ±0.010
 Dimensions in Inch

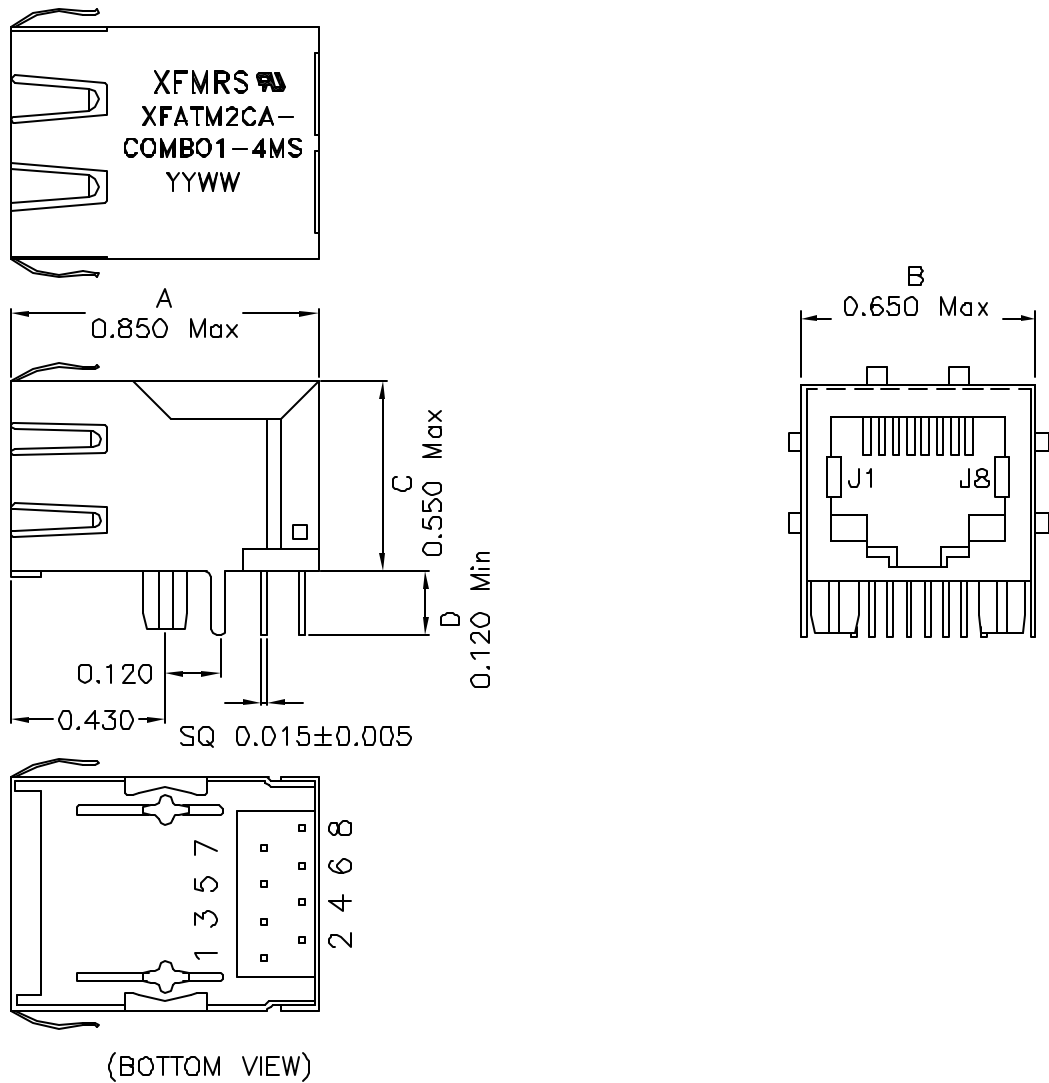
XFATM2CA-COMBO1-4MS		REV. A
DWN.	Juan Mao	Nov-29-04
CHK.	YK Liao	Nov-29-04
APP.	J Ng	Nov-29-04

SHEET 1 OF 1

PROPRIETARY:

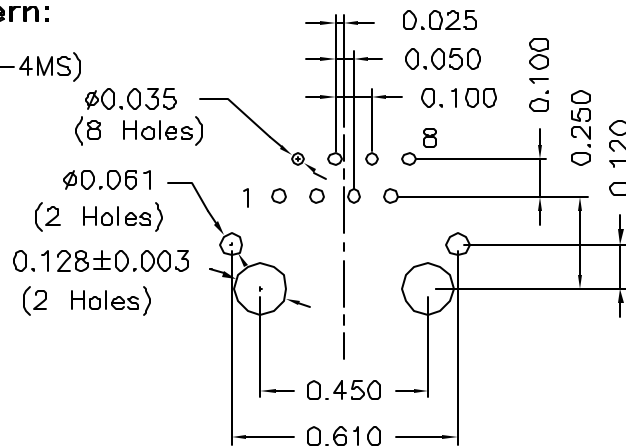
Document is the property of XFMRs Group & is not allowed to be duplicated without authorization.

Mechanical Dimensions:



Mounting Pattern:

(FOR COMBO1-4MS)
(COMP SIDE)



DOC REV: A/1

XFMRs Inc www.XFMRs.com	Title: Mechanical Dimensions For COMBO1-4MS Series		
	UNLESS OTHERWISE SPECIFIED TOLERANCES: .xxx ±0.010 Dimensions in Inch	XFATM2CA-COMBO1-4MS	REV. A
	DWN.	Juan Mao	Nov-29-04
	CHK.	YK Liao	Nov-29-04
SHEET 2 OF 2	APP.	J Ng	Nov-29-04

PROPRIETARY:

Document is the property of XFMRs Group & is not allowed to be duplicated without authorization.