



Pogo Pin

FEATURES AND SPECIFICATIONS


Molex offers the Po Go Pin Connector for speaker, battery, vibrator and antenna contact applications.

Speaker, battery, vibrator and antenna contact applications are reducing in size due to miniaturization of these assembled applications. These applications demands robust, high cycle and small interconnect solutions to support repeated mechanical stress exerted on the connector during usage.

The Pogo Connector has been designed to meet the needs of these applications. Due to its design, it gives a highly durable point-to-point contact when assembled. The pin height is flexible and can be made according to customers' request.

Molex is able to provide solutions for a variety of configuration with different pitch size.

47244, 47245, 47247,
47261, 47282



Features	Benefits
• High contact pressure when assembled	• Ensure good contact during usage
• Small footprint	• Saving PCB real estate
• Flexible working height and wide range of configurations	• Support wide range applications

SPECIFICATIONS

Reference Information

Packaging: Embossed Tape on Reel

UL File No.:

CSA File No.:

Mates With:

Designed In: mm

Electrical

Voltage: Refer to Order Table

Current: Refer to Order Table

Contact Resistance: 50 milliohms max.

Dielectric Withstanding Voltage: Refer to Order Table

Insulation Resistance: 100 Megohms min.

Mechanical

Normal Force: Refer to Order Table

Durability: Refer to Order Table

Physical

Housing: PA Polyamide (Nylon) 4/6, UL 94V-0

Contact: Copper (Cu) Alloy

Plating:

Contact Area — Refer to Order Table

Solder Tail Area — Refer to Order Table

Underplating — Refer to Order Table

Operating Temperature: -40°C to +85°C


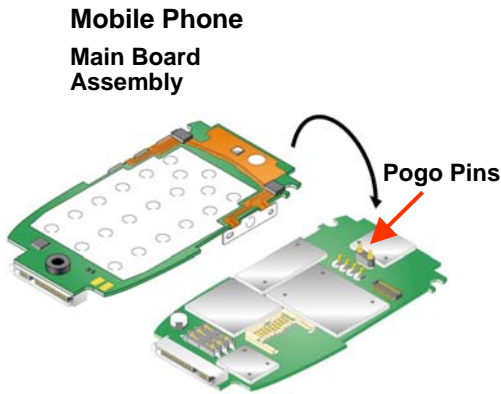
MARKETS AND APPLICATIONS



Pogo Pin

- **Mobile phones application, used widely in internal antenna contacts, battery contacts and speaker contacts.**

**47244, 47245, 47247,
47261, 47282**



ORDERING INFORMATION

Lead-free Order number	Description	Features													
		No. of Circuits	Pitch	Action Height	Current (max)	Voltage (max)	Contact Resistance (ohms)	Plating Contact	Under Plating	Plating Tail	Durability	Normal Force-min (per circuit)	Contact Force	Packaging Quantity	Carrier Tape Width
47244-0001	Po Go Pin Connector, Surface Mount, Vertical	2	3.50mm (.138")	7.80mm (.307")	2.0A	12V DC	30 milliohms max.	0.3um (12u") Gold (Au)	Nickel (Ni)	0.1um (4u") Gold (Au)	10,000 cycles	0.88N (0.20lb)	90g	300	24.00mm (.945")
47245-0001		3	2.54mm (.101")	3.15mm (.124")	2.0A	60V DC	30 milliohms max.	0.1um (4u") Gold (Au)	1.27um (50u") Nickel (Ni)	Gold (Au)	20,000 cycles	0.44N (0.10lb)	90g	1600	16.00mm (.630")
47247-0001		4	3.00mm (.118")	4.70mm (.185")	2.0A	12V DC	25 milliohms max.	0.3um (12u") Gold (Au)	Nickel (Ni)	0.127um (5u") Gold (Au)	10,000 cycles	0.17N (0.04lb)	70g	1000	16.00mm (.630")
47261-0001		2	4.00mm (.157")	7.90mm (.311")	2.0A	12V DC	25 milliohms max.	0.4um (16u") Gold (Au)	Nickel (Ni)	Gold (Au)	10,000 cycles	0.26N (0.06lb)	102g	350	24.00mm (.945")
47282-0001	Po Go Pin Connector, Surface Mount, Right Angle	4	2.00mm (.079")	5.60mm (.220")	3.0A	12V DC	30 milliohms max.	1.0um (40u") Gold (Au)	Nickel (Ni)	Gold (Au)	20,000 cycles	0.83N (0.19lb)	85g	2500	24.00mm (.945")



Bringing People & Technology Together, WorldwideSM

Americas Headquarters
2222 Wellington Ct.
Lisle, Illinois 60532 USA
1-800-78MOLEX
amerinfo@molex.com

Far East North Headquarters
Yamato, Kanagawa, Japan
81-462-65-2324
feninfo@molex.com

Far East South Headquarters
Jurong, Singapore
65-6-268-6868
fesinfo@molex.com

European Headquarters
Munich, Germany
49-89-413092-0
eurinfo@molex.com

Corporate Headquarters
2222 Wellington Ct.
Lisle, Illinois 60532 USA
630-969-4550

Visit our Web site at <http://www.molex.com>