

GLASS PASSIVATED BRIDGE RECTIFIERS	REVERSE VOLTAGE - 50 to 1000 Volts FORWARD CURRENT - 1.5Amperes
<p>FEATURES</p> <ul style="list-style-type: none"> ● Surge overload rating -50amperes peak ● Ideal for printed circuit board ● Plastic material has Underwriters Laboratory flammability classification 94V-0 ● Mounting position :Any 	<p>TBP</p> <p style="text-align: center;">Dimensions in inches and (millimeters)</p>

MAXIMUM RATINGS AND ELECTRICAL CHARACTERISTICS

Rating at 25°C ambient temperature unless otherwise specified.
 Resistive or inductive load,60HZ.
 For capacitive load, derate current by 20%

CHARACTERISTICS	SYMBOL	TBP005G	TBP01G	TBP02G	TBP04G	TBP06G	TBP08G	TBP10G	UNIT
Maximum Recurrent Peak Reverse Voltage	V _{RRM}	50	100	200	400	600	800	1000	V
Maximum RMS Bridge Input Voltage	V _{RMS}	35	70	140	280	420	560	700	V
Maximum DC Blocking Voltage	V _{DC}	50	100	200	400	600	800	1000	V
Maximum Average Forward Rectified Output Current @T _A =50 °C	I _(AV)	1.5							A
Peak Forward Surge Current 8.3ms Single Half Sine-Wave Super Imposed on Rated Load (JEDEC Method)	I _{FSM}	50							A
Maximum Forward Voltage Drop Per Bridge Element at 1.5A Peak	V _F	1.1							V
Maximum Reverse Current at Rated DC Blocking Voltage Per Element @T _J =25°C	I _R	10							µA
Maximum Reverse Current at Rated DC Blocking Voltage Per Element @T _J =100°C	I _R	1.0							mA
Operating Temperature Range	T _J	-55 to +150							°C
Storage Temperature Range	T _{STG}	-55 to +150							°C

FIG.1-DERATING CURVE OUTPUT RECTIFIED CURRENT

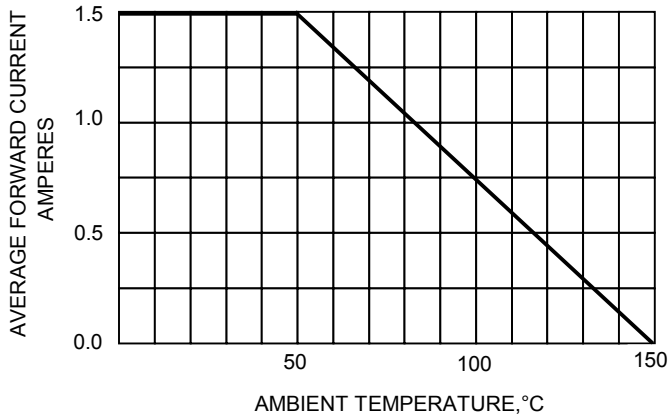


FIG.2-TYPICAL FORWARD CHARACTERISTICS

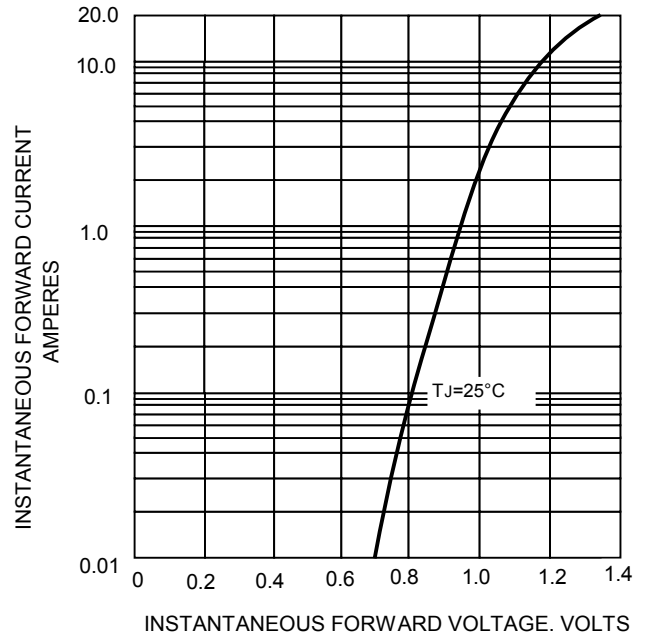


FIG.3-TYPICAL REVERSE CHARACTERISTICS

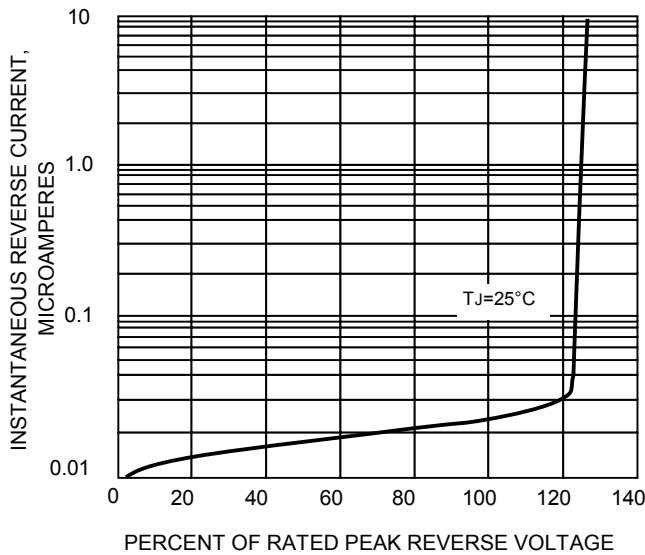


FIG.4-MAXIMUM FORWARD SURGE CURRENT

