

## Single-Phase Glass Passivated Bridge Rectifier

### Features

- Plastic package has Underwriters Laboratory Flammability Classification 94 V-0
- Glass passivated die construction
- High case dielectric strength of 1500 V<sub>RMS</sub>
- Low reverse leakage current
- Ideal for printed circuit boards
- Surge overload rating to 240A Peak
- This series is UL recognized under component index, File number E194718
- RoHS Compliant



GBJ



### Mechanical Data

<b>Case:</b>	Molded Plastic
<b>Terminals:</b>	Plated leads solderable per MIL-STD-202, method 208
<b>Polarity:</b>	Molded on Body
<b>Mounting:</b>	Through Hole for #6 Screw
<b>Mounting Torque:</b>	6.0 In-1bs Max.
<b>Weight:</b>	6.6 grams

### Maximum Ratings ( $T_{Ambient}=25^{\circ}C$ unless noted)

Symbol	Description	GBJ15 005	GBJ15 01	GBJ15 02	GBJ15 04	GBJ15 06	GBJ15 08	GBJ15 10	Unit
<b>V<sub>RRM</sub></b>	Max. Repetitive Peak Reverse Voltage	50	100	200	400	600	800	1000	V
<b>V<sub>RMS</sub></b>	Max. RMS Voltage	35	70	140	280	420	560	700	V
<b>V<sub>DC</sub></b>	Max. DC Blocking Voltage	50	100	200	400	600	800	1000	V
<b>I<sub>(AV)</sub></b>	Max. Average Forward Rectified Output Current at T <sub>c</sub> =100°C	15							A
<b>I<sub>FSM</sub></b>	Peak Forward Surge Current 8.3ms single half sine-wave superimposed on rated load(JEDEC method)	240							A
<b>I<sub>t</sub></b>	Rating for Fusing (t<8.3ms)	240							A <sup>2</sup> s
<b>T<sub>J</sub>, T<sub>STG</sub></b>	Operating and Storage Temperature Range	-65 to +150							° C

# Single-Phase Glass Passivated Bridge Rectifier

## GBJ15005 - GBJ1510

### Electrical Characteristics ( $T_{Ambient}=25^{\circ}C$ unless noted otherwise)

Symbol	Description	GBJ15 005	GBJ15 01	GBJ15 02	GBJ15 04	GBJ15 06	GBJ15 08	GBJ15 10	Unit
$V_F$	Max. Instantaneous Forward Voltage Drop per leg at 7.5A DC	1.05							V
$I_R$	Max. DC Reverse Current at Rated DC Blocking Voltage per leg	$T_C=25^{\circ}C$							$\mu A$
		$T_C=125^{\circ}C$							
$C_J$	Typical Junction Capacitance per leg (Note2)	60							pF
$R_{\theta-JC}$	Typical Thermal Resistance Junction to case (Note3)	2.7							$^{\circ}C/W$

#### Notes:

1. Non-repetitive: For  $1 > 1ms$  and  $< 8.3ms$ .
2. Measured at 1.0 MHz and applied reverse voltage of 4.0V DC.
3. Thermal resistance from junction to case per leg. Unit mounted 300 x 300 x 1.0mm aluminum plate heat sink.
4. Single phase, 60Hz, resistive or inductive load.
5. For capacitive load, derate current by 20%.

### Typical Characteristics Curves

Fig.1- Derating Curve Output Rectified Current

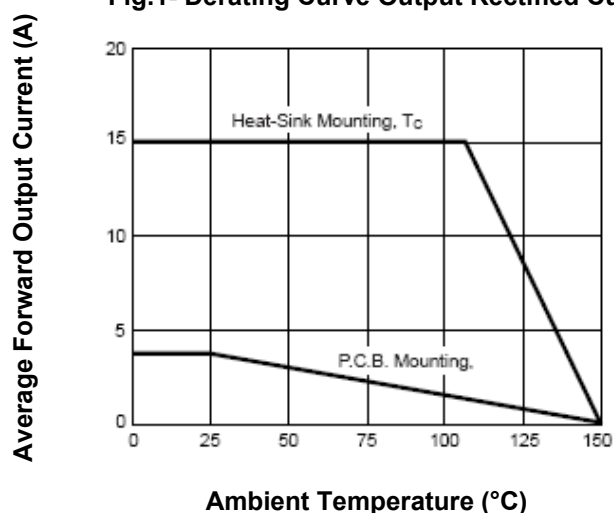
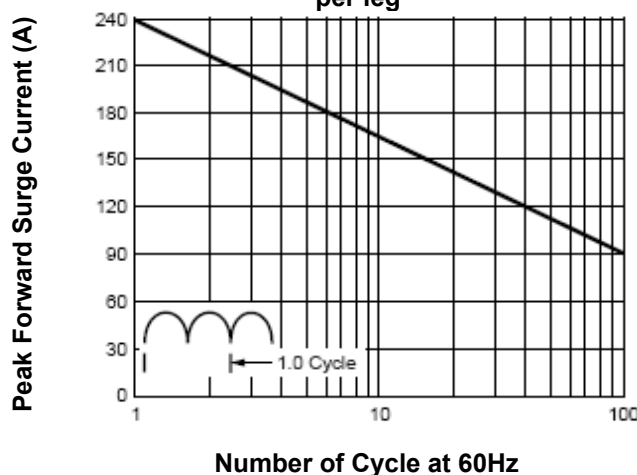


Fig.2- Max. Non-Repetitive Peak Forward Surge Current per leg



# Single-Phase Glass Passivated Bridge Rectifier

## GBJ15005 - GBJ1510

Fig.3- Typical Forward Characteristics per leg

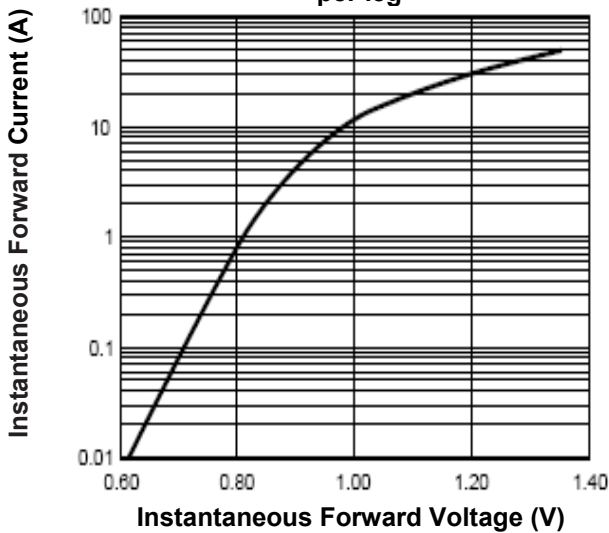


Fig.4- Typical Reverse Characteristics per leg

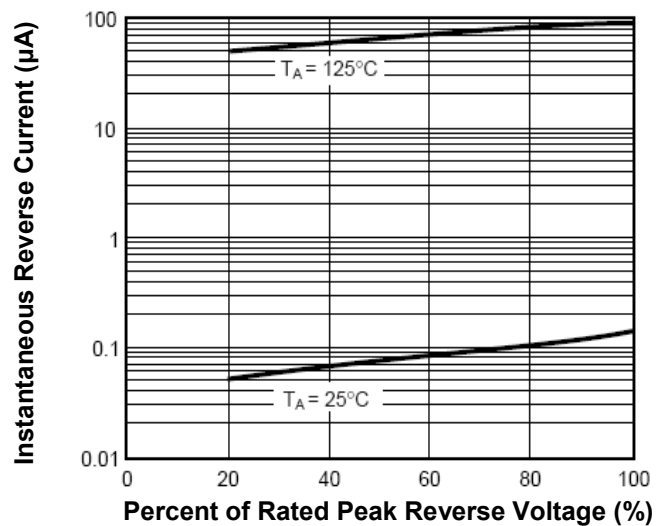


Fig.5- Typical Junction Capacitance per leg

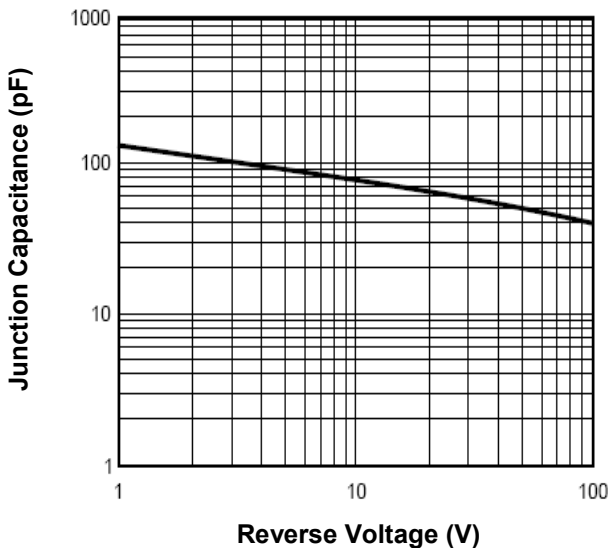
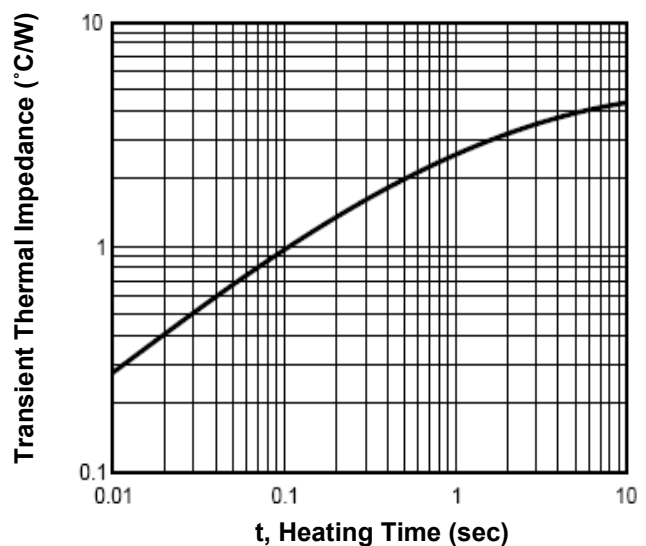


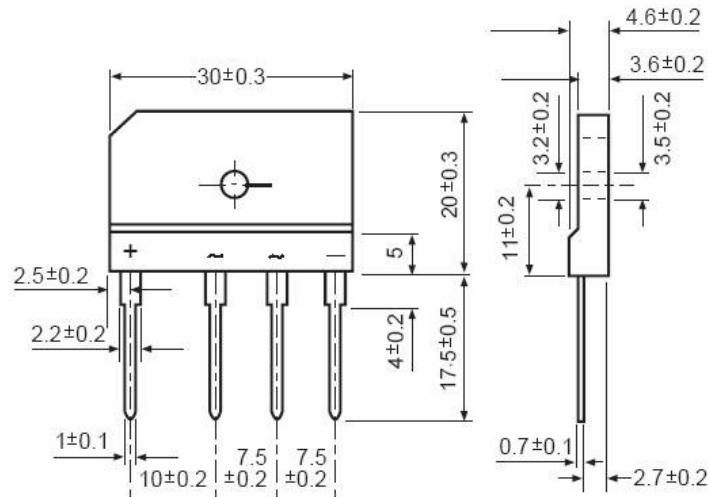
Fig.6- Typical Transient Thermal Impedance



# Single-Phase Glass Passivated Bridge Rectifier

## GBJ15005 - GBJ1510

Dimensions in mm



GBJ

How to contact us:

### US HEADQUARTERS

28040 WEST HARRISON PARKWAY, VALENCIA, CA 91355-4162

Tel: (800) TAITRON (800) 824-8766 (661) 257-6060

Fax: (800) TAITFAX (800) 824-8329 (661) 257-6415

Email: [taitron@taitroncomponents.com](mailto:taitron@taitroncomponents.com)

Http://[www.taitroncomponents.com](http://www.taitroncomponents.com)

### TAITRON COMPONENTS MEXICO, S.A .DE C.V.

BOULEVARD CENTRAL 5000 INTERIOR 5 PARQUE INDUSTRIAL ATITALAQUIA, HIDALGO C.P.  
42970 MEXICO

Tel: +52-55-5560-1519

Fax: +52-55-5560-2190

### TAITRON COMPONENTS INCORPORATED REPRESENTAÇÕES DO BRASIL LTDA

RUA DOMINGOS DE MORAIS, 2777, 2.ANDAR, SALA 24 SAÚDE - SÃO PAULO-SP 04035-001 BRAZIL

Tel: +55-11-5574-7949

Fax: +55-11-5572-0052

### TAITRON COMPONENTS INCORPORATED, SHANGHAI REPRESENTATIVE OFFICE

CROSS REGION PLAZA, 899 LINLING ROAD, SUITE 18C, SHANGHAI, 200030, CHINA

Tel: +86-21-5424-9942

Fax: +86-21-5424-9931

**TAITRON**  
components incorporated

Rev. A/AH 2007-11-29