


USR UNR 2-1410

Precision Foil Resistors



- Resistances from 10Ohm to 300kOhms
- Power Rating to 0.8Watt
- Resistance Tolerances to $\pm 0.01\%$
- TCR to $\pm 1\text{ppm/K}$
- Load Stability to 0.01%

SPECIFICATIONS

Type	USR 2-1410	UNR 2-1410
Resistance Range	1.0 Ohms to 300 kOhms	1.0 Ohms to 10 kOhms
Power rating (70°C)	0.8W	
Tolerances from 1.0 Ohms from 5.0 Ohms from 25.0 Ohms	0.1% / 0.25% / 0.5% / 1% 0.05% / 0.1% / 0.25% / 0.5% / 1% 0.01% / 0.02% / 0.05% / 0.1% / 0.25% / 0.5% / 1%	
Stability	0.01%	
Shelf Life Stability	25ppm / ΔR after 1 year 50ppm / ΔR after 3 year	
Temperature Coefficient	max. $\pm 5\text{ppm/K}$ (-55 to 155°C) typ. $\pm 3\text{ppm/K}$ (-55 to 125°C) upon request $\pm 1\text{ppm/K}$ (0 to 60°C)	
Insulation Resistance	> 10GOhm	
Thermal EMF	< 0.1 $\mu\text{V/K}$	
Operating Temperature Range	-55 to 155°C	
Resistor Material	NiCr-Foil	
Substrate	Al ₂ O ₃	AlN
Housing	PBTP / Epoxy	
Connector Material	Cu tinned	
Terminals	2	
Notes		Specially designed for applications with fast changing electrical load

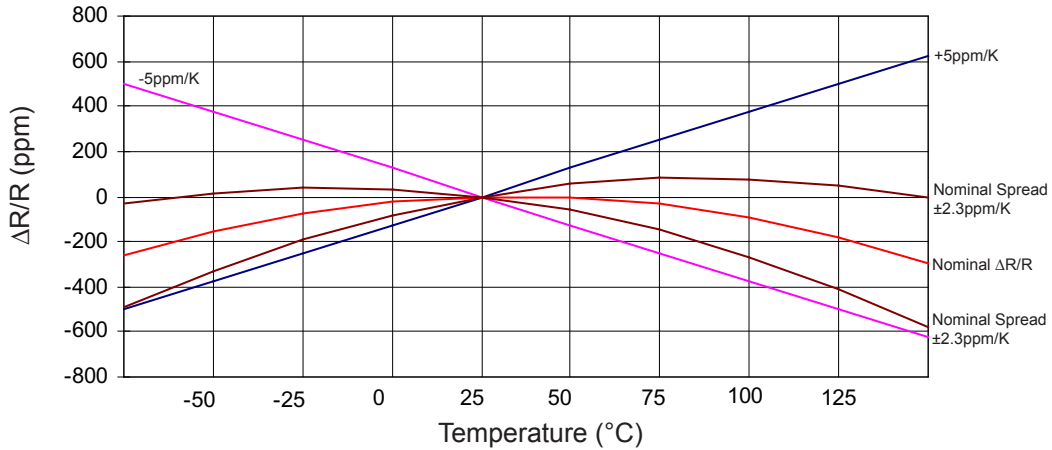
Ordering Information

Part Number - Resistance - Tolerance - TCR

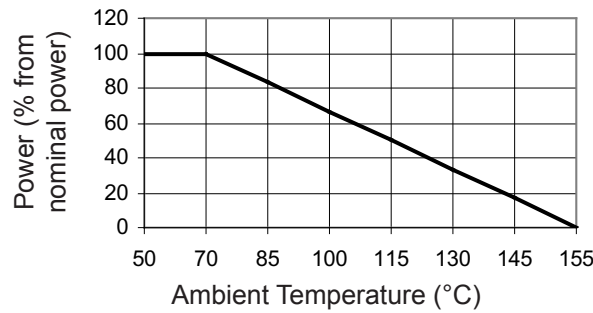
UNR 2-1410 3.7Ohms 0.5% 3ppm

SPECIFICATIONS (continued)

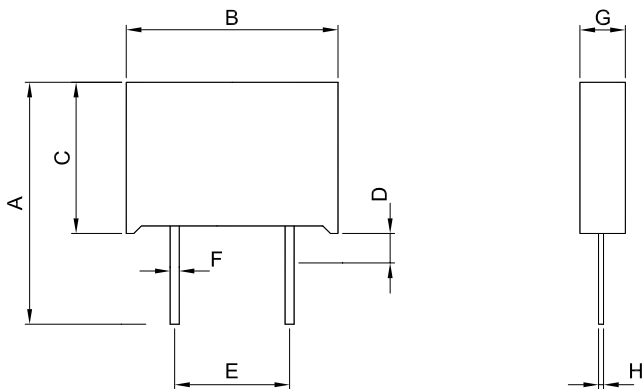
Temperature Coefficient



Derating



Dimensions



Dimension	mm	tol. (±mm)	inches	tol. (±inches)
A	16.00	1.0	0.63	0.039
B	14.00	0.2	0.55	0.008
C	10.00	0.2	0.39	0.008
D	2.00	0.1	0.08	0.004
E	7.62	0.1	0.30	0.004
F	0.50	0.1	0.02	0.004
G	3.00	0.1	0.12	0.004
H	0.25	0.1	0.01	0.004