


Model **SM0825-40** is an 800 to 2500 MHz solid state GaAs amplifier designed for multi-purpose use in wireless markets. **With 1.7 GHz of bandwidth**, this small amplifier can be used in most wireless applications. This module provides 39 dB of linear gain, +40 dBm of output power at P1dB, and an OIP3 of +50 dBm. The gain slope over the full band is just ± 0.75 dB. It comes standard in modular form with six (6) thru-holes.



Features

- Mis-Match Protected
- Single Power Supply
- Over/Reverse Voltage Protection
- Thermal Protection with Auto Reset

Options

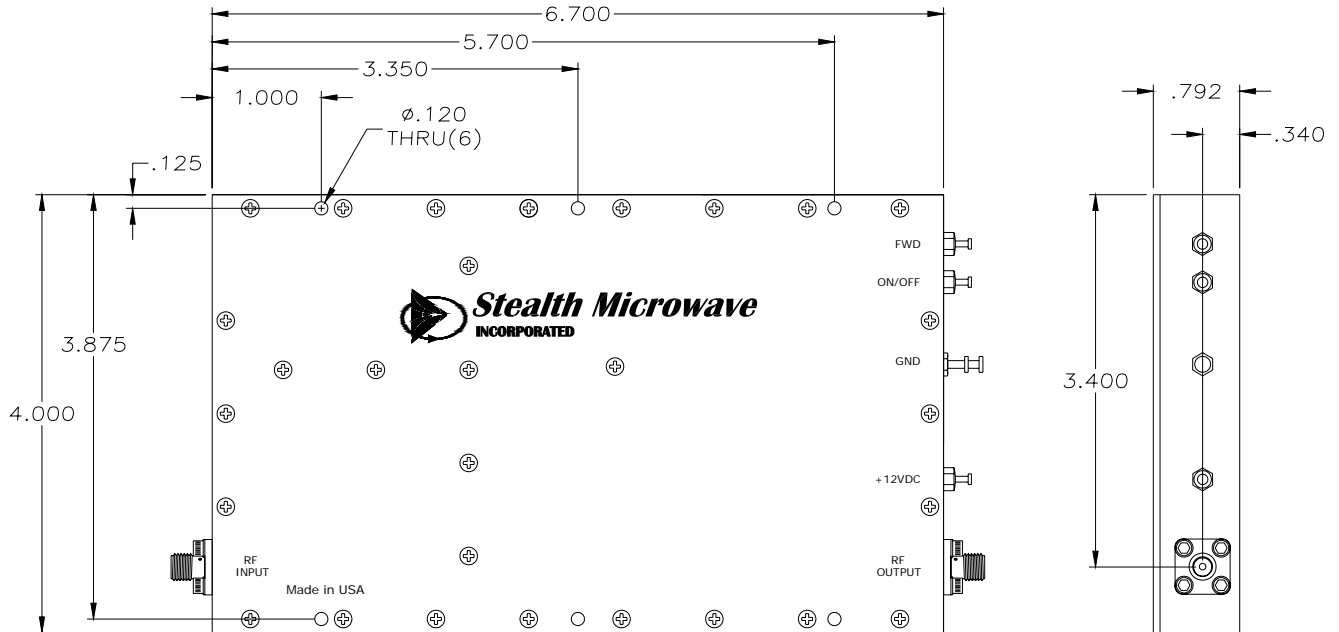
- Forward Power Detection
- Fan
- Pulse Control for TDD applications with $< \mu\text{s}$ rise/ fall time
- Logic On/Off Control
- Integral Heatsink

Configurations

- Module
- Laboratory Unit
- 19" Rack

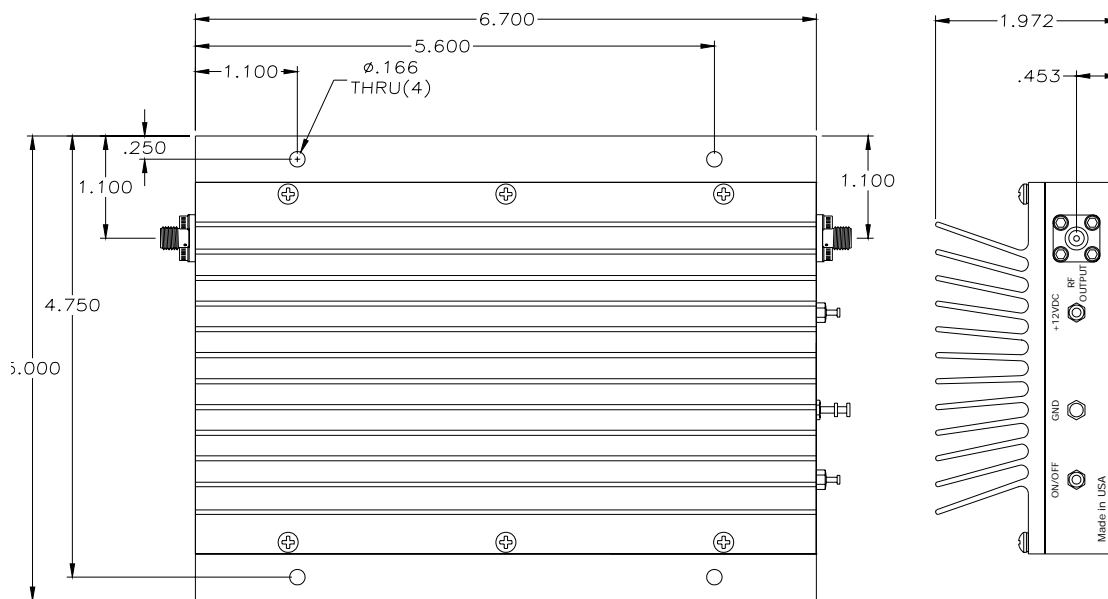
Parameter	Specification
Frequency Range	800 – 2500 MHz
Pout (P1dB)	+ 40 dBm
Third Order Intercept Point	+ 50 dBm (typ.)
Linear Gain	39 dB \pm 1 dB
Gain Slope over Full Band	$\pm .75$ dB
Gain Change over Temperature	$\pm .5$ dB
Input/Output Return Loss	-16 dB / -11dB
DC Supply, Operating	+ 12 Volts @ 5.5 Amperes
Mechanical Dimensions (Without heatsink)	6.7 x 4.0 x 0.8 in.
RF Connectors	SMA Female
Operating Temperature	0°C to +55°C
Operating Humidity	95% Non-condensing
Operating Altitude	Up to 10,000 feet above Sea Level

DIMENSIONS IN INCHES



DIMENSIONS WITH HEATSINK

Please note cover hole spacing – a recent revision has changed their location



Pin	Description	Values
RF Input	Input Connector (SMA Female)	+1 dBm, typical
RF OUT	Output Connector (SMA Female)	+40 dBm @ P1dB
GND	Ground Turret	---
+12VDC	DC Input Voltage	+ 12 Volts @ 5.5 Amperes
FWD	Forward Power Detector	+ 5 Volts @ +40 dBm

Specifications subject to change without notice.