

1. MODEL NUMBER

MODEL NUMBER.	CUSTOMER PART NO.
BP65R2025S106	

2. TEST CONDITION

2-1 TYPICAL CONDITION : -TEMPERATURE : 20°C

-HUMIDITY : 65%RH

2-2 STANDARD CONDITION : -TEMPERATURE : -40°C to +85°C


-HUMIDITY : 45%RH to 85%RH

3. COMPOSITION AND MATERIAL

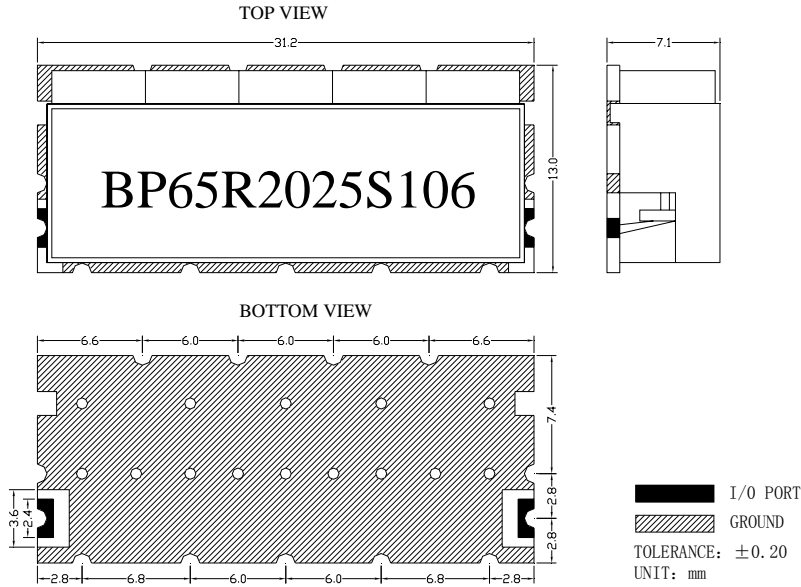
NO.	NAME	COMPOSITION AND MATERIALS
3-1	RESONATOR	DIELECTRIC MATERIALS
3-2	NUMBER OF POLE	5 POLE
3-3	IN/OUTPUT TERMINALS	Ag or Sn PLATED
3-4	GROUND BASE	Ag or Sn PLATED

4. ELECTRICAL SPECIFICATIONS

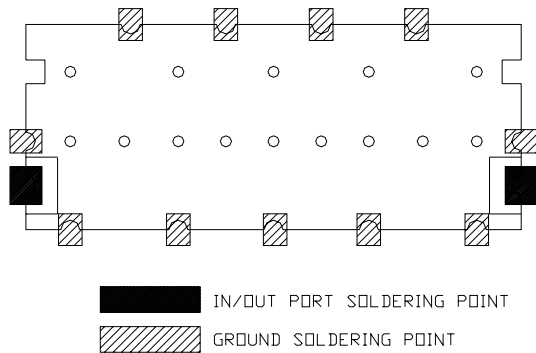
NO.	ITEM	SPECIFICATIONS
4-1	CENTER FREQUENCY(f_0)	2025.0MHz
4-2	BAND WIDTH	± 53.0 MHz
4-3	INSERTION LOSS IN BW	2.5dB max.
4-4	RIPPLE	1.0dB max.
4-5	RETURN LOSS	15dB min.
4-6	ATTENUATION	70dBc min. at 1695MHz and 2355MHz
4-7	INPUT POWER	1 W
4-8	NOMINAL CHARACTERISIC IMPEDANCE	50 Ω

	SIPAT Co., Ltd. (CETC No. 26 Research Institute) Nanping Huayuan Road No. 14 Chongqing, China, 400060	Part Number	BP65R2025S106	
		Rev. Date	2005-9-21	
		Rev.	1.0	Page

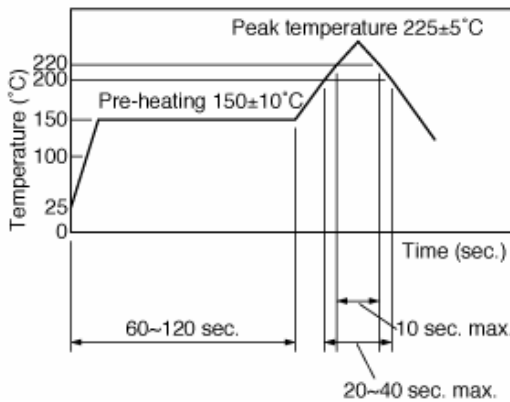
5. DIMENSIONS



6. RECOMMENDED REFLOW PAD

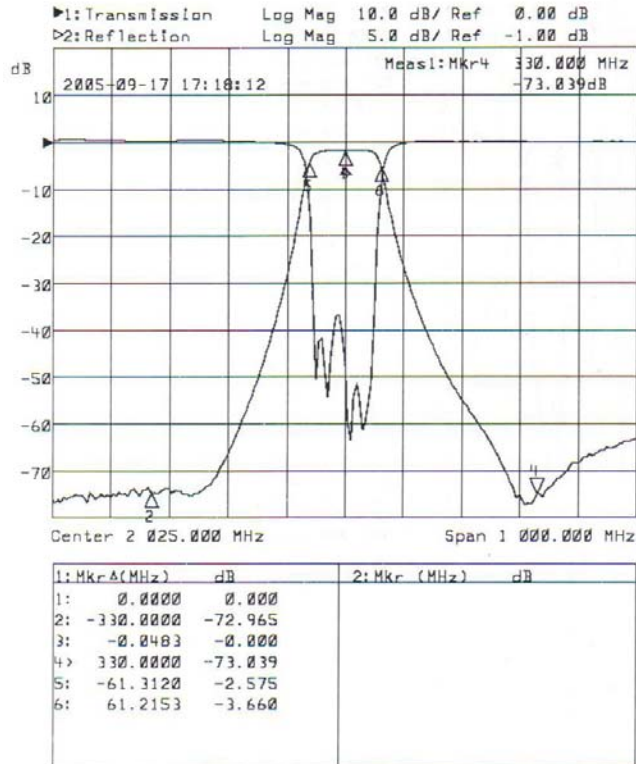
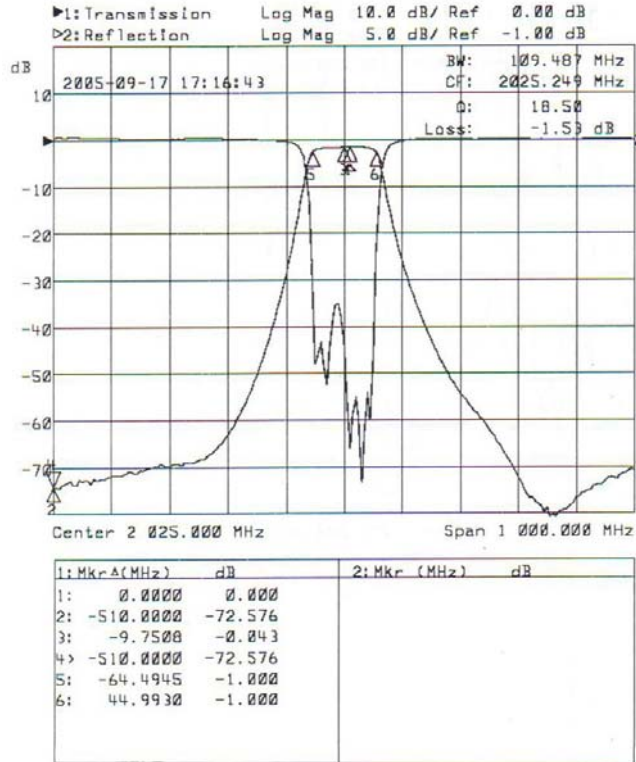


7. REFLOW SOLDERING STANDARD CONDITIONS



	SIPAT Co., Ltd. (CETC No. 26 Research Institute) Nanping Huayuan Road No. 14 Chongqing, China, 400060	Part Number	BP65R2025S106	
		Rev. Date	2005-9-21	
		Rev.	1.0	Page 2/3

8.CHARACTERISTICS



SIPAT Co., Ltd.
(CETC No. 26 Research Institute)
Nanping Huayuan Road No. 14
Chongqing, China, 400060

Part Number	BP65R2025S106	
Rev. Date	2005-9-21	
Rev.	1.0	Page 3/3