

Silicon NPN Power Transistors

2SC3423

DESCRIPTION

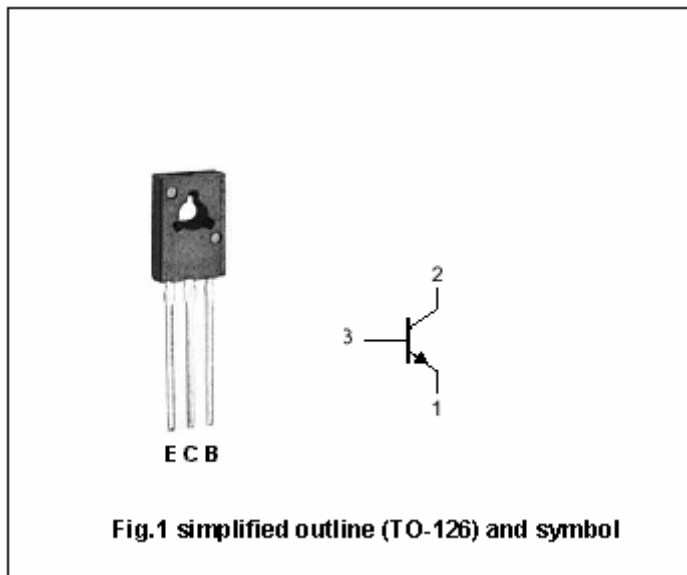
- With TO-126 package
- Complement to type 2SA1360
- High transition frequency

APPLICATIONS

- Audio frequency amplifier applications

PINNING

PIN	DESCRIPTION
1	Emitter
2	Collector;connected to mounting base
3	Base



Absolute maximum ratings(Ta=25°C)

SYMBOL	PARAMETER	CONDITIONS	VALUE	UNIT
V _{CBO}	Collector-base voltage	Open emitter	150	V
V _{CEO}	Collector-emitter voltage	Open base	150	V
V _{EBO}	Emitter-base voltage	Open collector	5	V
I _C	Collector current		50	mA
I _B	Base current		5	mA
P _D	Total power dissipation	T _a =25°C	1.2	W
		T _C =25°C	5	
T _j	Junction temperature		150	°C
T _{stg}	Storage temperature		-55°C+150	°C

Silicon NPN Power Transistors

2SC3423

CHARACTERISTICS

T_j=25 °C unless otherwise specified

SYMBOL	PARAMETER	CONDITIONS	MIN	TYP.	MAX	UNIT
V _{(BR)CEO}	Collector-emitter breakdown voltage	I _C =1mA ; I _B =0	150			V
V _{CEsat}	Collector-emitter saturation voltage	I _C =10mA; I _B =1mA			1.0	V
V _{BE}	Base-emitter on voltage	I _C =10mA ; V _{CE} =5V			0.8	V
I _{CBO}	Collector cut-off current	V _{CB} =150V; I _E =0			0.1	μA
I _{EBO}	Emitter cut-off current	V _{EB} =5V; I _C =0			0.1	μA
h _{FE}	DC current gain	I _C =10mA ; V _{CE} =5V	80		240	
C _{ob}	Output capacitance	I _E =0 ; V _{CB} =10V f=1MHz		1.8		pF
f _T	Transition frequency	I _C =10mA ; V _{CE} =5V		200		MHz

◆ h_{FE} Classifications

O	Y
80-160	120-240

Silicon NPN Power Transistors

2SC3423

PACKAGE OUTLINE

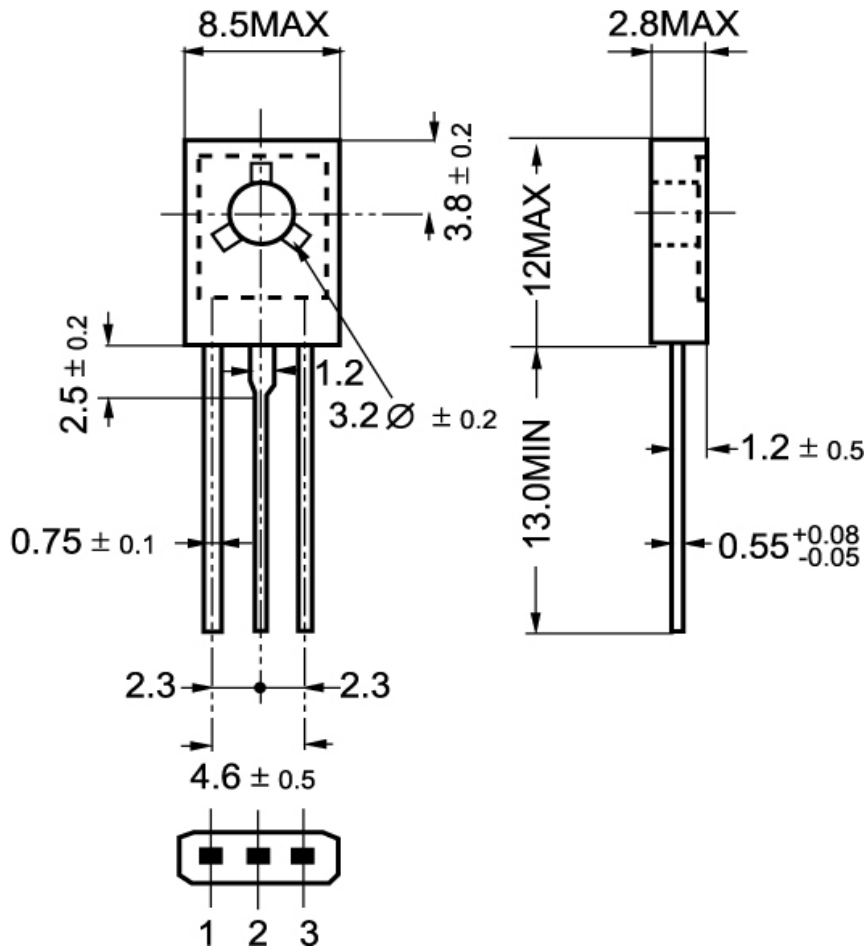


Fig.2 Outline dimensions

Silicon NPN Power Transistors

2SC3423

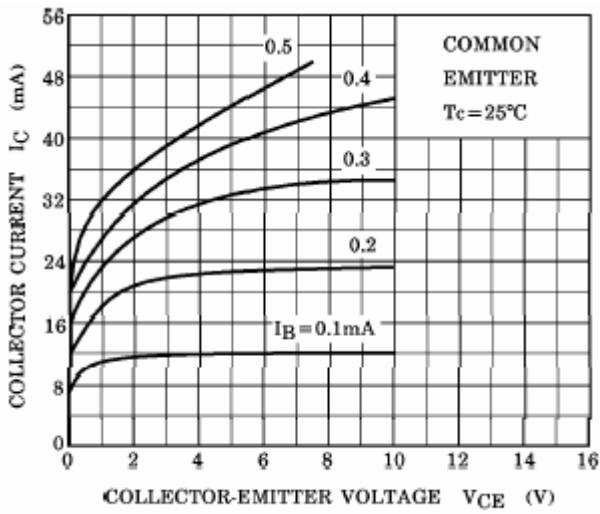


Fig.3 Static Characteristic

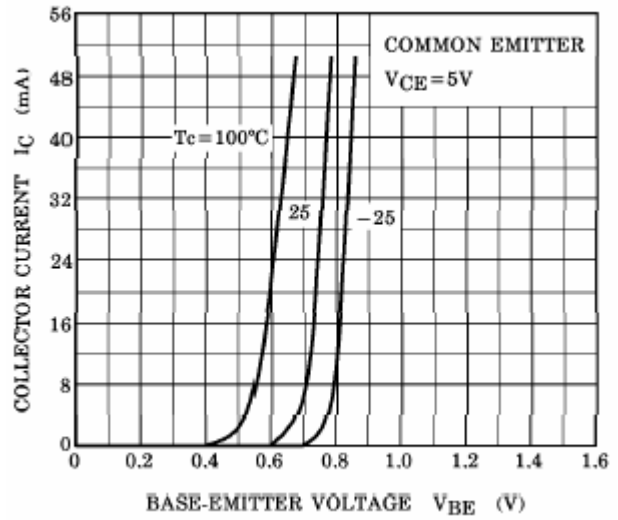


Fig.4 $I_C - V_{BE}$

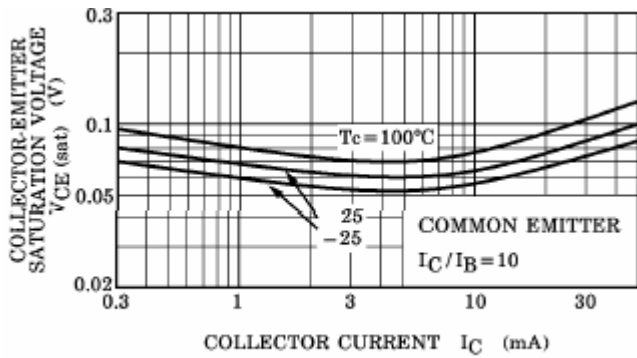


Fig.5 Collector-Emitter Saturation Voltage

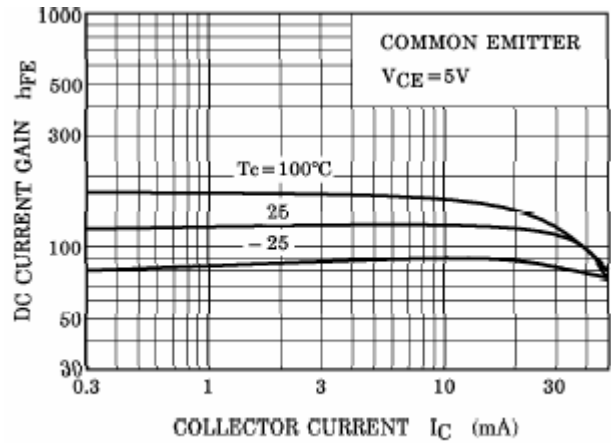


Fig.6 DC current Gain

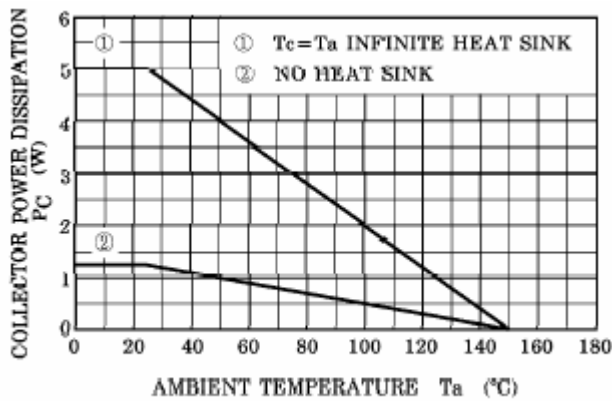


Fig.7 Power Derating