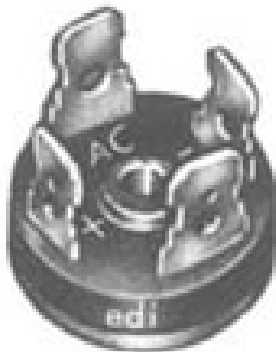




PKR-F

FAST RECOVERY MINIBRIDGE®
 10 AMPERES-TAB TERMINALS
 SINGLE-PHASE FULL-WAVE BRIDGES
 HEAT SINK AND CHASSIS MOUNTING



RU This mark indicates recognition under the component program of Underwriters Laboratories, Inc.

PKR-F SERIES

PRV/leg	50V	100V	200V	400V	600V	800V	1000V
Type No.	PKR05F	PKR 10F	PKR 20F	PKR 40F	PKR 60F	PKR 80F	PKR100F

ELECTRICAL CHARACTERISTICS PER LEG
 (at T_A=25 °C Unless Otherwise Specified)

Average Output Current, I _o @ 60 °C T _c (Fig.1)	10	Amp
Max.Forward Voltage Drop, V _F =1.25 V @ I _F =	2.0	Amp
Max. DC Reverse Current @ PRV and 25°C, I _R	5	µA
Max. DC Reverse Current @ PRV and 100°C, I _R	100	µA
Max. Reverse Recovery , T _{rr} (Fig.4)	200	Nano Sec.
Max. Peak Surge Current, I _{FSM} (8.3ms)	125	Amp
Storage Temperature Range, T _{STG}	-55 to +150	°C
Thermal Resistance (Total Bridge), R _{θj-c}	4.5typ.	°C/W

EDI reserves the right to change these specifications at any time without notice.

PKR-F

FIG. 1
PKR-F SERIES CURRENT DERATING

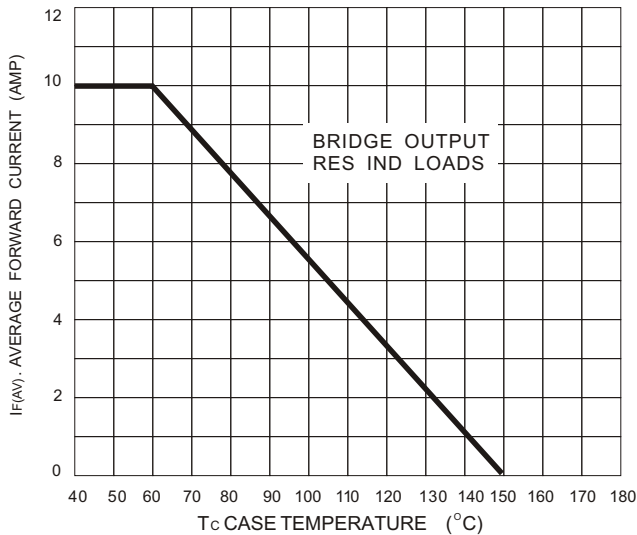


FIG. 2

NON-REPETITIVE SURGE CURRENT

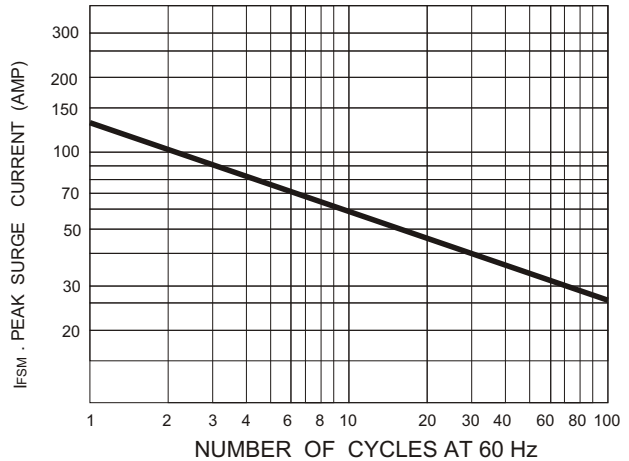


Figure 3
POWER DISSIPATION

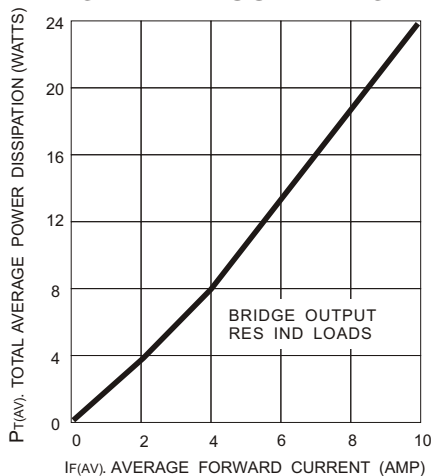
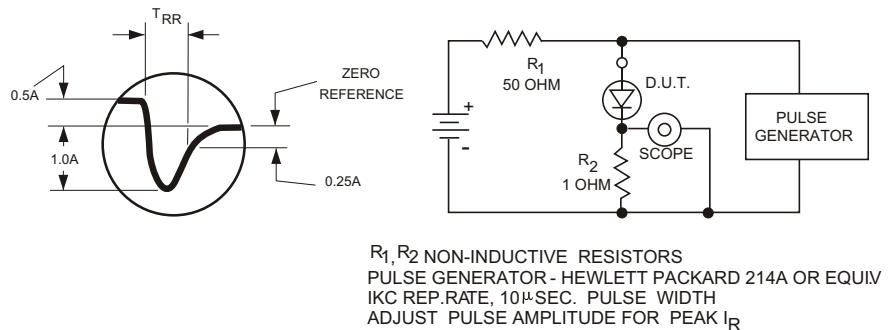
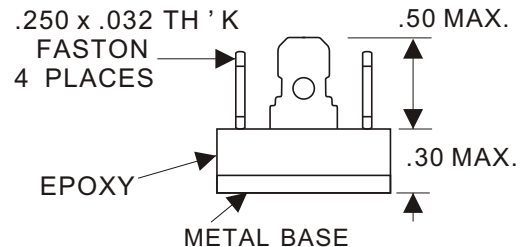
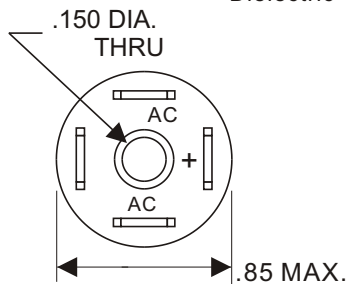


FIG. 4
TEST CIRCUIT



PKR-F SERIES MECH. OUTLINE

Dielectric test voltage 1500 volts rms, max. 50-60Hz



NOTE: A thin film of silicone thermal compound is recommended between the Minibrige[®] case and mounting surface for improved thermal conduction.

ELECTRONIC DEVICES, INC. DESIGNERS AND MANUFACTURERS OF SOLID STATE DEVICES SINCE 1951.

21 GRAY OAKS AVENUE * YONKERS, NEW YORK 10710 914-965-4400 * FAX 914-965-5531 * 1-800-678-0828
e-mail:sales@edidiodes.com * website:http://www.edidiodes.com