

## GLASS SILICON ZENER DIODES

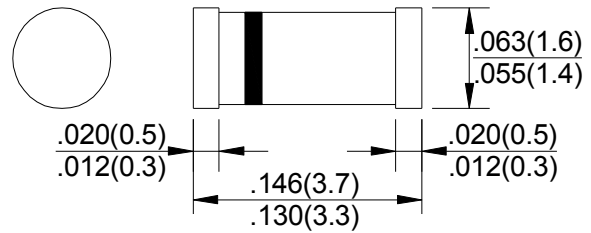
### FEATURES

- Voltage Range: 3.6V to 51V
- Double slug type construction

### MECHANICAL DATA

- Case: Glass case Minimelf DL-35
- Terminals: Solder plated, solderable per MIL-STD-750, Method 2026
- Polarity: Color band denotes cathode end
- Mounting position: Any
- Weight: 0.05 gram Approx

**DL - 35**



Dimensions in millimeters

### MAXIMUM RATINGS AND ELECTRICAL CHARACTERISTICS

Rating at 25°C ambient temperature unless otherwise specified.

Single phase, half wave, 60Hz, resistive or inductive load.

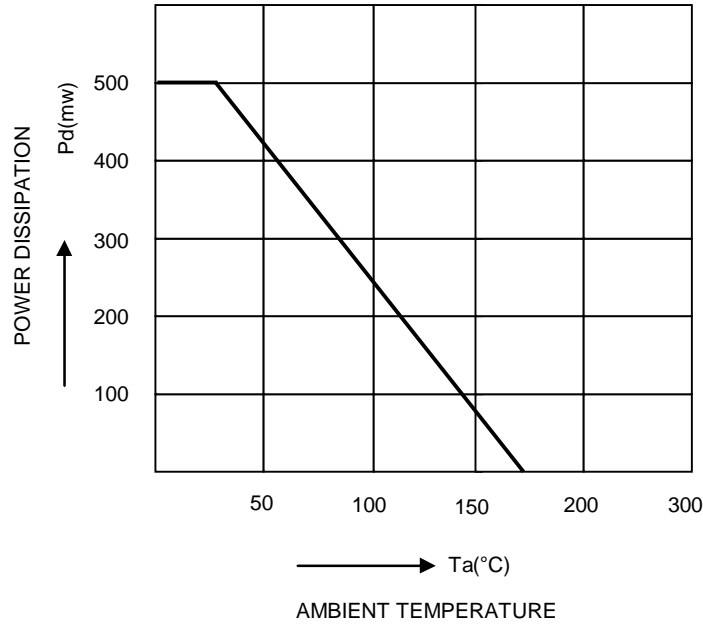
For capacitive load, derate current by 20%.

	SYMBOL	VALUE	UNIT
Zener Current see Table "Characterisitcs"			
Power Dissipation at Tamb=25°C	ptot	500 <sup>(1)</sup>	mW
Junction Temperature	Tj	175	°C
Storage Temperature Range	Tstg	-55 to +175	°C
Thermal Resistance Junction to Ambient Air	RthA	-	K/mW
			Typ
			Min
			Max
Forward Voltage at IF=100mA	Vf	-	Volts
			Typ
			Min
			Max

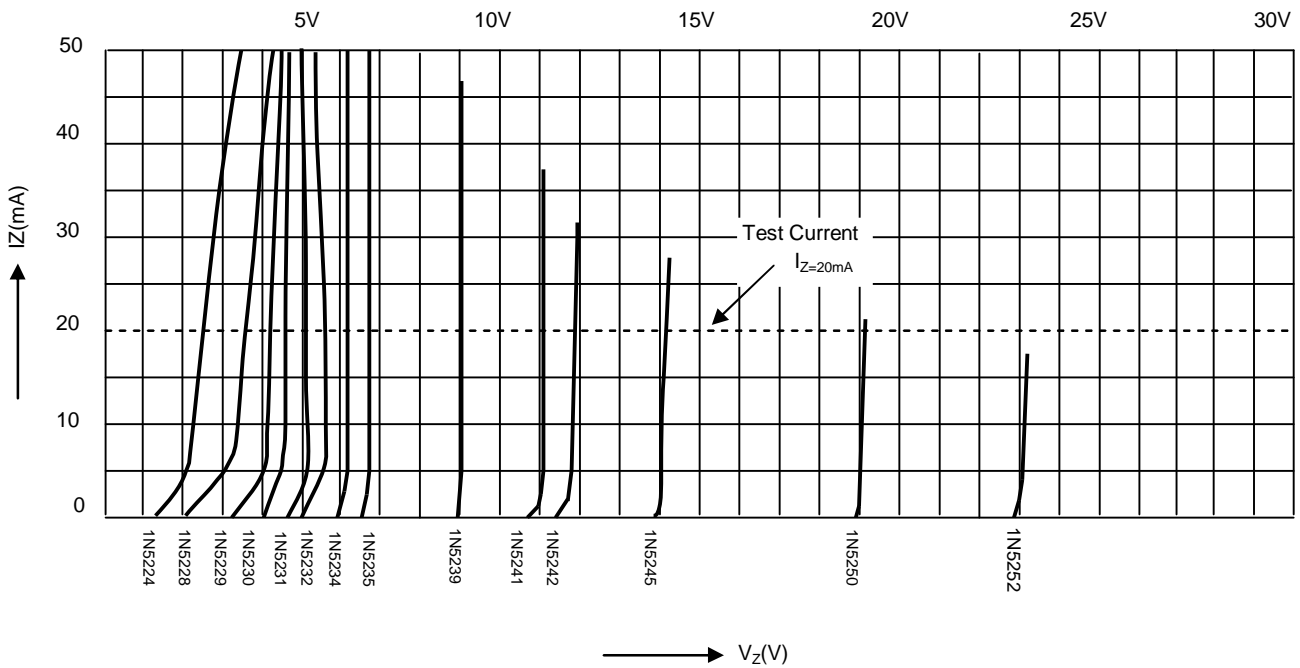
1)Valid Provided that leads are kept at ambient temperature at a distance of 8 mm from case

NOTES: Suffix "B" indicates Zener Voltage Tolerance 5%

CHANGES IN THE POWER DISSIPATION DUE TO THE AMBIENT TEMPERATURE



BREAKDOWN CHARACTERISTICS DL52 series





# DL5227B thru DL5262B

Type	Nominal Zener Voltage $V_Z@I_{ZT}$	Zener Test Current $I_{ZT}$	Maximum Zener Impedance		Typical Temperature Coefficient %/ °C	Maximum Reverse Leakage Current		Maximum Regulator Current $I_{ZM}$
			$Z_{ZT}@I_{ZT}$	$Z_{ZT}@I_{ZK}(* )=0.25mA$		$I_R$	@ $V_R$	
	Volts	mA	Ohms	Ohms	uA	Volts	mA	
DL5227B	3.6	20	24	1700	-0.065	15	1.0	126
DL5228B	3.9	20	23	1900	-0.060	10	1.0	115
DL5229B	4.3	20	22	2000	±0.055	5.0	1.0	106
DL5230B	4.7	20	19	1900	±0.030	5.0	2.0	97
DL5231B	5.1	20	17	1600	±0.030	5.0	2.0	89
DL5232B	5.6	20	11	1600	+0.038	5.0	3.0	81
DL5233B	6.0	20	7	1600	+0.038	5.0	3.5	76
DL5234B	6.2	20	7	1000	+0.045	5.0	4.0	73
DL5235B	6.8	20	5	750	+0.050	3.0	5.0	67
DL5236B	7.5	20	6	500	+0.058	3.0	6.0	61
DL5237B	8.2	20	8	500	+0.060	3.0	6.5	55
DL5238B	8.7	20	8	600	+0.065	3.0	6.5	52
DL5239B	9.1	20	10	600	+0.068	3.0	7.0	50
DL5240B	10	20	17	600	+0.075	3.0	8.0	45
DL5241B	11	20	22	600	+0.076	2.0	8.4	41
DL5242B	12	20	30	600	+0.077	1.0	9.1	38
DL5243B	13	9.5	13	600	+0.079	0.5	9.9	35
DL5244B	14	9.0	15	600	+0.082	0.1	10	32
DL5245B	15	8.5	16	600	+0.082	0.1	11	30
DL5246B	16	7.8	17	600	+0.083	0.1	12	28
DL5247B	17	7.4	19	600	+0.084	0.1	13	27
DL5248B	18	7.0	21	600	+0.085	0.1	14	25
DL5249B	19	6.6	23	600	+0.085	0.1	15	24
DL5250B	20	6.2	25	600	+0.086	0.1	16	23
DL5251B	22	5.6	29	600	+0.087	0.1	17	21.2
DL5252B	24	5.2	33	600	+0.088	0.1	18	19.1
DL5253B	25	5.0	35	600	+0.089	0.1	19	18.2
DL5254B	27	4.6	41	600	+0.090	0.1	21	16.8
DL5255B	28	4.5	44	600	+0.091	0.1	21	16.2
DL5256B	30	4.2	49	600	+0.091	0.1	23	15.1
DL5257B	33	3.8	58	700	+0.092	0.1	25	13.8
DL5258B	36	3.4	70	700	+0.093	0.1	27	12.6
DL5259B	39	3.2	80	800	+0.094	0.1	30	11.5
DL5260B	43	3	93	900	+0.095	0.1	33	10.6
DL5261B	47	2.7	150	1000	+0.095	0.1	36	9.7
DL5262B	51	2.5	125	1100	+0.096	0.1	39	8.9