

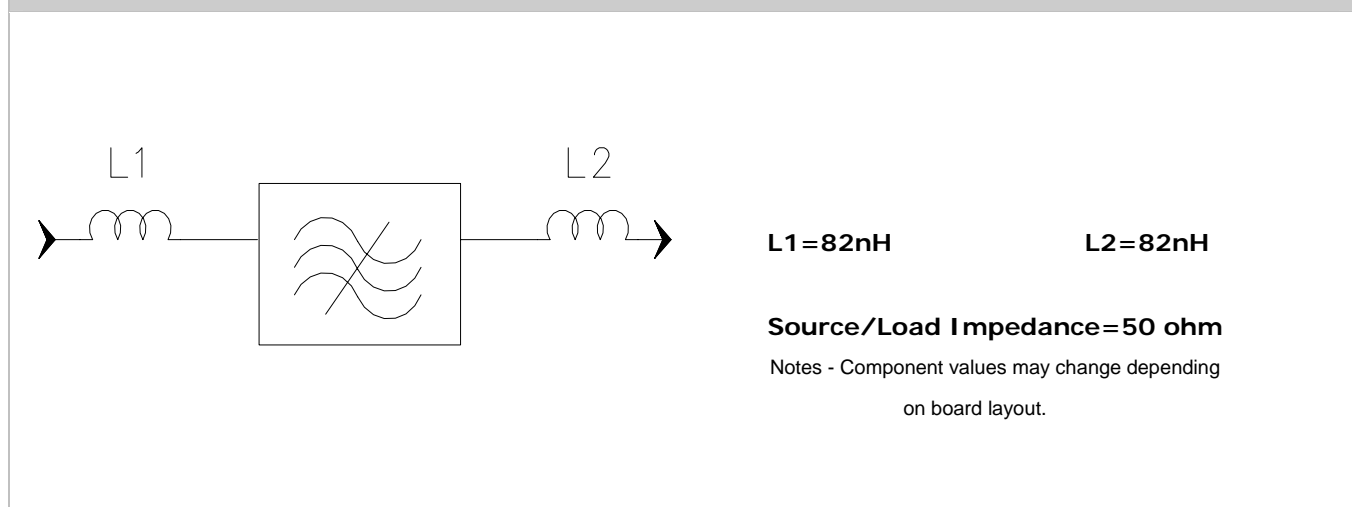
### Specifications

Parameter	Unit	Minimum	Typical	Maximum
Center Frequency	MHz	143.55	143.625	143.7
Insertion Loss	dB		13.6	16
1dB bandwidth	MHz	0.5	0.57	
40dB bandwidth	MHz		2	2.1
Ultimate Rejection	dB			
$f_0 \pm 2.5\text{MHz}$		37	40	
$f_0 \pm 20\text{MHz}$		40	45	
Passband Variation	dB		0.5	0.8
Absolute Delay	usec		1.71	
Substrate Material			Quartz	
Ambient Temperature	°C		25	
Package Size			SF-26	

**Notes:**

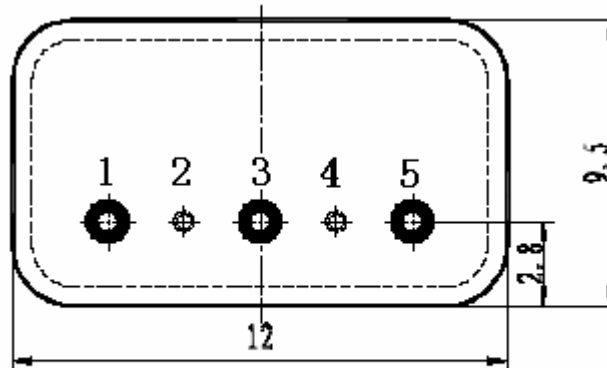
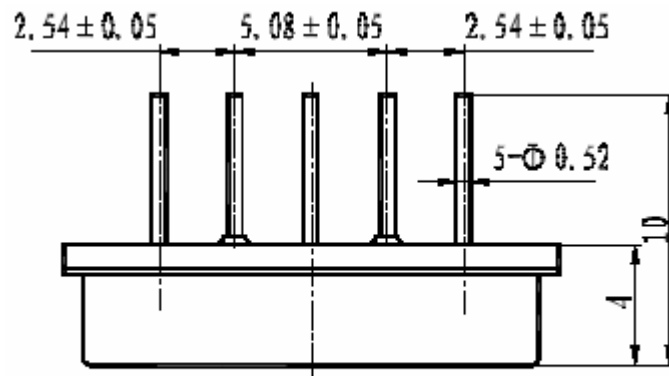
1. All specifications are based on the test circuit shown
2. In production, devices will be tested at room temperature to a guardbanded specification to ensure electrical compliance over temperature
3. Electrical margin has been built into the design to account for the variations due to temperature drift and manufacturing tolerances
4. This is the optimum impedance in order to achieve the performance show

### Matching Configuration



	<b>SIPAT Co., Ltd.</b> ( CETC No. 26 Research Institute ) Nanping Huayuan Road No. 14 Chongqing, China, 400060	Part Number	SP LBS14302	
		Rev. Date	2005-3-2	
		Rev.	1.0	Page 1/3

*Package Dimension*



Pin 1:input  
pin 5:Output

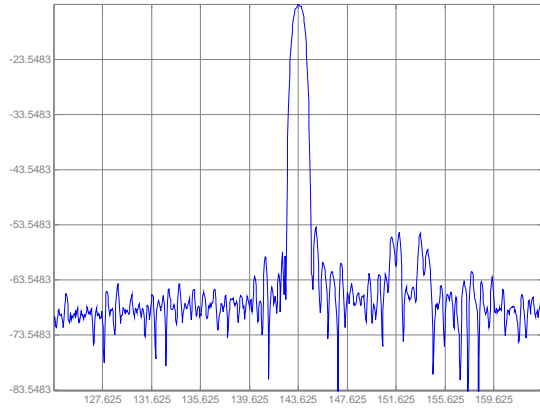


**SIPAT Co., Ltd.**  
( CETC No. 26 Research Institute )  
Nanping Huayuan Road No. 14  
Chongqing, China, 400060

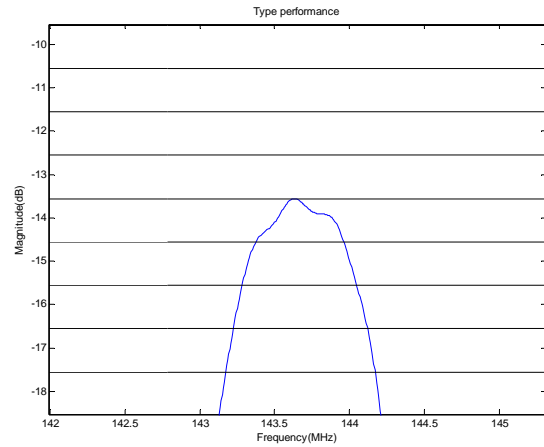
Part Number	SP LBS14302	
Rev. Date	2005-3-2	
Rev.	1.0	Page 2/3

Typical Performance

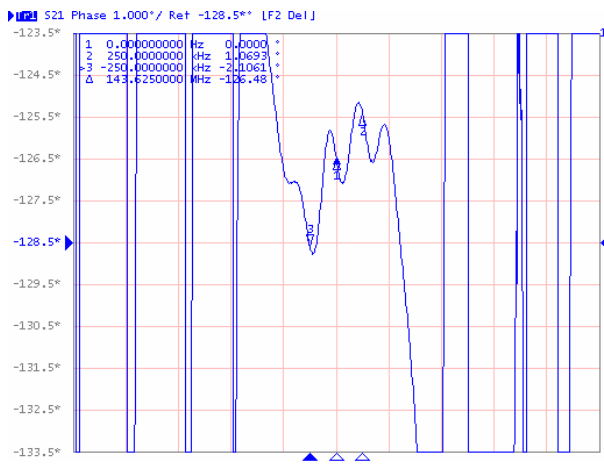
Frequency Respond



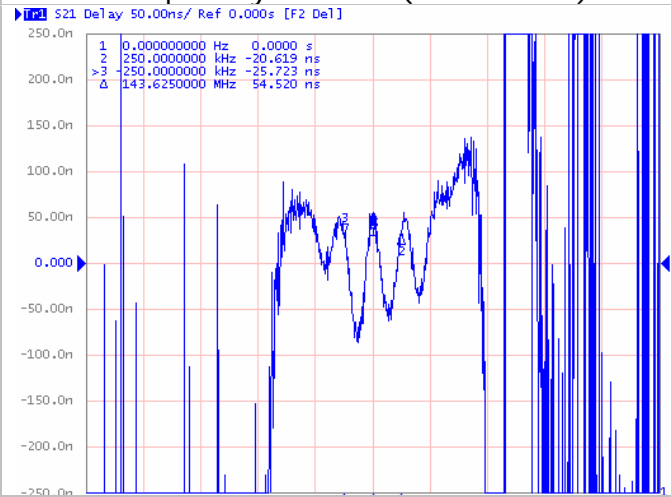
Passband Respond



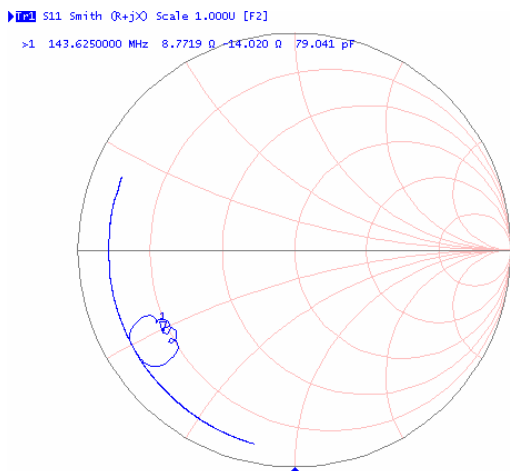
Phase Linearity (f0 ± 250KHz)



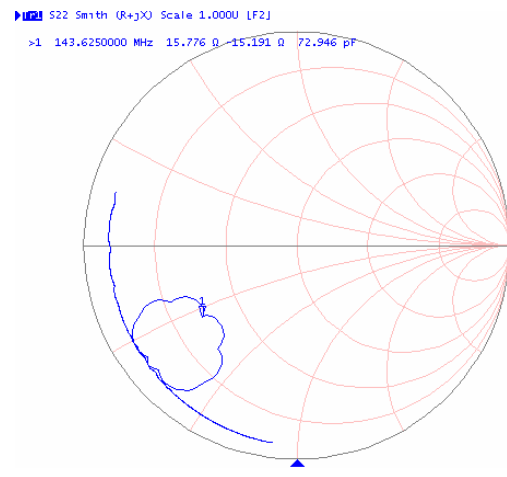
Group delay variation(f0 ± 250KHz)



Simth Chart S11



Simth Chart S22



**SIPAT Co., Ltd.**  
( CETC No. 26 Research Institute )  
Nanping Huayuan Road No. 14  
Chongqing, China, 400060

Part Number	SP LBS14302	
Rev. Date	2005-3-2	
Rev.	1.0	Page 3/3