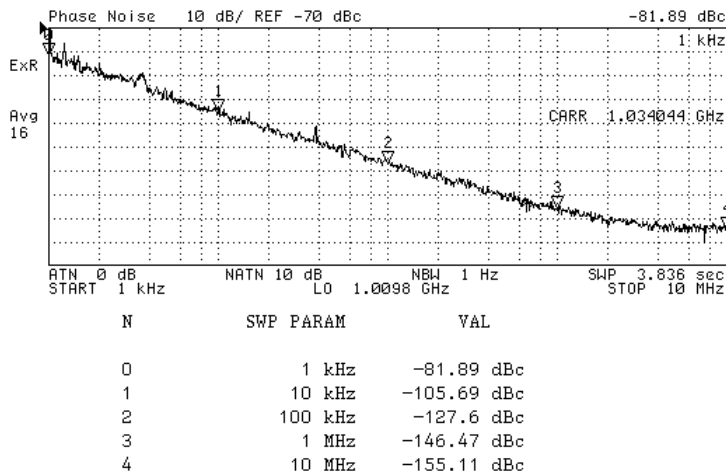


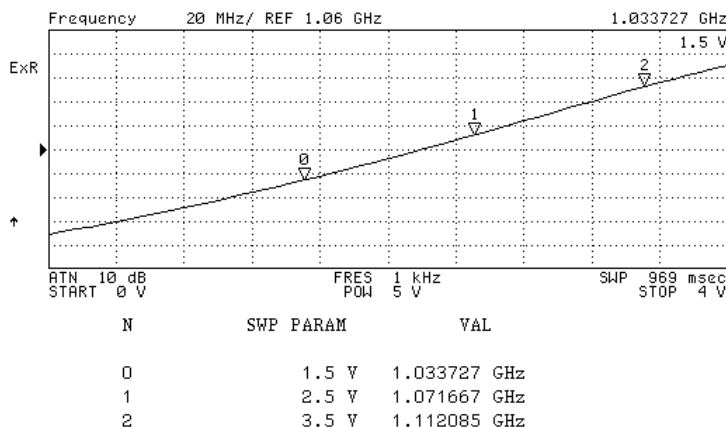



PERFORMANCE SPECIFICATION	MIN	TYP	MAX	UNITS
Lower Frequency:			1083	MHz
Upper Frequency:	1095			MHz
Tuning Voltage:	1.5		3.5	VDC
Supply Voltage:	4.75	5.0	5.25	VDC
Output Power:	+4.0	+5.0	+6.0	dBm
Supply Current:			15	mA
Harmonic Suppression (2 nd Harmonic):		-10		dBc
Pushing:		0.5		MHz/V
Pulling, all Phases:		0.5		MHz pk-pk
Tuning Sensitivity:		30		MHz/V
Phase Noise @ 10kHz offset:		-105		dBc/Hz
Phase Noise @ 100kHz offset:		-130		dBc/Hz
Load Impedance:		50		Ω
Input Capacitance:			30	pF
Operating Temperature Range:	-25		+85	$^{\circ}$ C
Storage Temperature Range:	-45		+90	$^{\circ}$ C

Phase Noise
(1 Hz BW, Typical)

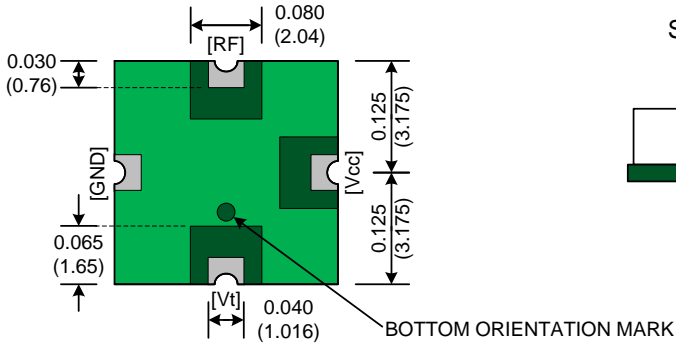


Tuning Curve
(Typical)





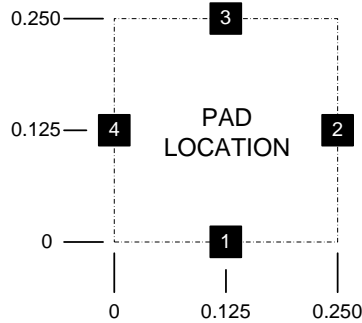
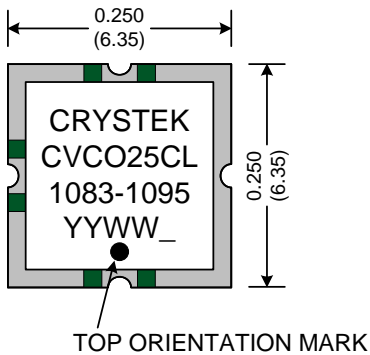
BOTTOM VIEW



SIDE VIEW



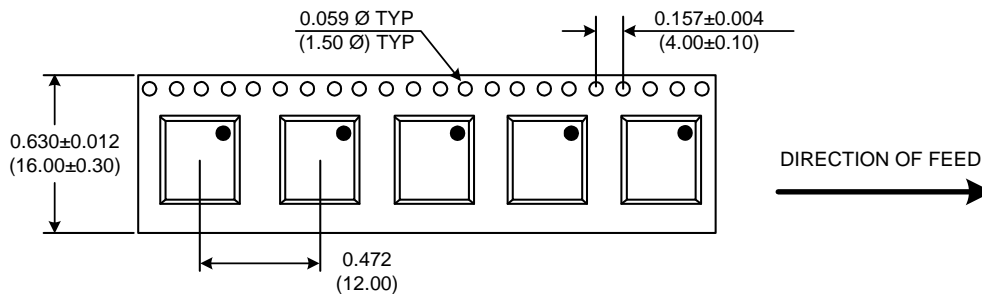
TOP VIEW



Pad	Connection
1	Vt
2	GROUND
3	RF-OUTPUT
4	Vcc

- Unless otherwise specified, Dimensions are in: $\frac{IN}{(mm)}$
- Pad Location Dimensions are in: Inches

TAPE AND REEL



Drawing not to scale

Product Control:

Crystek Part Number:	CVCO25CL-1083-1095	Release Date:	21-Feb-08
Revision Level:	B	Responsible:	C. Vales

Specification is subject to change without notice

