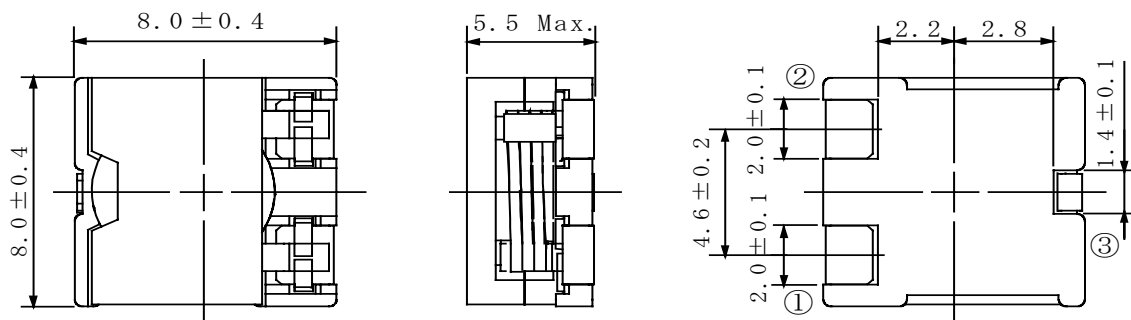
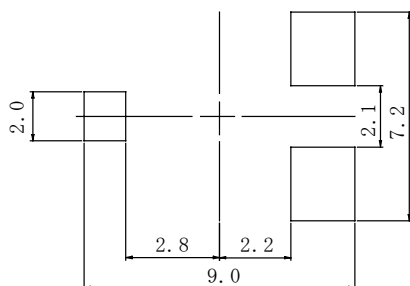
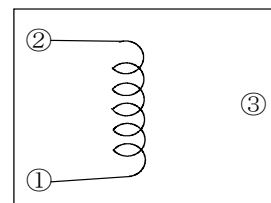


Type: CDEP85
◆ Product Description

- 8.4 × 8.4mm Max.(L × W), 5.5mm Max. Height.
- Standard type, Low D.C.R Type and High Power Type are available.
- Inductance Range: 0.35 ~ 7.1 μH (Standard type); 0.5 ~ 10.0 μH (Low D.C.R type); 0.2 μH ~ 4.0 μH (High Power type).
- Saturation Current range: 2.6 ~ 12.0A (Low D.C.R type); 3.8 ~ 18.4A (Standard type); 7.2 ~ 32.0A (High Power type).
- Temperature rise current 6.5 ~ 18.0A
- In addition to the standards versions shown here, custom inductors are also available to meet your exact requirements.


◆ Feature

- Magnetically shielded construction.
- Super high current, Mn-Zn core used, Flat wire used.
- Ideally used in portable computer CPU power supply.
- RoHS Compliance

◆ Dimensions (mm)

◆ Land Pattern (mm)

◆ Schematics (Bottom)


Type: CDEP85
◆ Specification
1. Low D.C.R Type

Part Name ※	Stamp	Inductance [Within] 100kHz/1V	D.C.R.(mΩ) Max.(Typ.) (at 20°C)	Saturation Current (A) Max.(Typ.) ※1		Temperature Rise current (A) ※2
				(at 20°C)	(at105°C)	
CDEP85NP-R50M□-125	R50ML	0.5 μH ±20%	2.5(2.1)	12.0(15.0)	10.4(13.0)	18.0
CDEP85NP-1R1M□-125	1R1ML	1.1 μH ±20%	3.4(2.8)	7.8(9.8)	6.8(8.5)	17.0
CDEP85NP-2R0M□-125	2R0ML	2.0 μH ±20%	4.8(4.0)	5.3(6.6)	4.7(5.9)	13.5
CDEP85NP-3R1M□-125	3R1ML	3.1 μH ±20%	7.0(5.9)	4.4(5.5)	3.7(4.6)	10.8
CDEP85NP-4R5M□-125	4R5ML	4.5 μH ±20%	8.1(6.8)	3.6(4.5)	3.2(4.0)	9.7
CDEP85NP-6R1M□-125	6R1ML	6.1 μH ±20%	9.8(8.2)	3.4(4.2)	2.9(3.6)	8.3
CDEP85NP-8R0M□-125	8R0ML	8.0 μH ±20%	11.7(9.8)	2.9(3.6)	2.6(3.2)	7.5
CDEP85NP-100M□-125	100ML	10.0 μH ±20%	15.1(12.6)	2.6(3.2)	2.2(2.8)	6.5

2. Standard Type

Part Name ※	Stamp	Inductance [Within] 100kHz/1V	D.C.R.(mΩ) Max.(Typ.) (at 20°C)	Saturation Current (A) Max.(Typ.) ※1		Temperature Rise current (A) ※2
				(at 20°C)	(at105°C)	
CDEP85NP-R35M□-88	R35MS	0.35 μH ±20%	2.5(2.1)	18.4(23.0)	15.2(19.0)	18.0
CDEP85NP-R80M□-88	R80MS	0.8 μH ±20%	3.4(2.8)	11.4(14.2)	10.0(12.5)	17.0
CDEP85NP-1R4M□-88	1R4MS	1.4 μH ±20%	4.8(4.0)	8.8(11.0)	7.6(9.5)	13.5
CDEP85NP-2R2M□-88	2R2MS	2.2 μH ±20%	7.0(5.9)	7.0(8.7)	5.8(7.3)	10.8
CDEP85NP-3R2M□-88	3R2MS	3.2 μH ±20%	8.1(6.8)	5.8(7.2)	5.0(6.2)	9.7
CDEP85NP-4R3M□-88	4R3MS	4.3 μH ±20%	9.8(8.2)	5.0(6.2)	4.1(5.1)	8.3
CDEP85NP-5R6M□-88	5R6MS	5.6 μH ±20%	11.7(9.8)	4.3(5.4)	3.6(4.5)	7.5
CDEP85NP-7R1M□-88	7R1MS	7.1 μH ±20%	15.1(12.6)	3.8(4.8)	3.3(4.1)	6.5

Type: CDEP85
3. High Power Type

Part Name ※	Stamp	Inductance [Within] 100kHz/1V	D.C.R.(mΩ) Max.(Typ.) (at 20°C)	Saturation Current (A) ※1		Temperature Rise current (A) ※2
				(at 20°C)	(at105°C)	
CDEP85NP-R20M□-5Ø	R20MH	0.20 μ H±20%	2.5(2.1)	32.0(40.0)	26.0(32.5)	18.0
CDEP85NP-R45M□-5Ø	R45MH	0.45 μ H±20%	3.4(2.8)	22.0(27.5)	18.0(22.5)	17.0
CDEP85NP-R80M□-5Ø	R80MH	0.80 μ H±20%	4.8(4.0)	16.0(20.0)	13.2(16.5)	13.5
CDEP85NP-1R2M□-5Ø	1R2MH	1.2 μ H±20%	7.0(5.9)	12.8(16.0)	10.6(13.2)	10.8
CDEP85NP-1R8M□-5Ø	1R8MH	1.8 μ H±20%	8.1(6.8)	10.8(13.5)	8.8(11.0)	9.7
CDEP85NP-2R4M□-5Ø	2R4MH	2.4 μ H±20%	9.8(8.2)	9.3(11.6)	7.7(9.6)	8.3
CDEP85NP-3R2M□-5Ø	3R2MH	3.2 μ H±20%	11.7(9.8)	8.0(10.0)	6.5(8.1)	7.5
CDEP85NP-4R0M□-5Ø	4R0MH	4.0 μ H±20%	15.1(12.6)	7.2(9.0)	5.9(7.4)	6.5

※ Description of part name

CDEP85NP-R20M□-5Ø

- B Box
- C Carrier Tape

※1.Saturation Current: The DC current at which the inductance decreases to 75% of it's nominal value

※2 Temperature rise current:The DC current at which the temperature rise is Δt=40°C.(Ta=20°C)