



7.7"W x 3.46"L x2.0"H

- Universal 85-265VAC Input
- 3.3 to 48 VDC Outputs
- Regulated, Single & Dual Outputs
- 3000V Isolation
- IEC320-C14 Input Inlet



Model Number	Output VDC	Output Amps	Min Load	Regulation	Output Power (max)	Output Connector
SINGLE OUTPUT						
SPU130-101(M)	3.3	27.27	0A	7%	90W	8 Pin DIN
SPU130-102(M)	5	23	0A	7%	115W	8 Pin DIN
SPU130-103(M)	6	21.6	0A	5%	130W	8 Pin DIN
SPU130-104(M)	10	13	0A	5%	130W	5 Pin DIN
SPU130-105(M)	12	10.8	0A	5%	130W	5 Pin DIN
SPU130-106(M)	15	8.66	0A	5%	130W	5 Pin DIN
SPU130-107(M)	18	7.22	0A	5%	130W	5 Pin DIN
SPU130-108(M)	24	5.41	0A	5%	130W	5 Pin DIN
SPU130-109(M)	30	4.33	0A	3%	130W	2.1mm Coax
SPU130-110(M)	36	3.61	0A	3%	130W	2.1mm Coax
SPU130-111(M)	48	2.7	0A	3%	130W	2.1mm Coax
DUAL OUTPUT						
SPU130-200(M)	3.3/12	20/2 max.	4/0A	7/5% max.	90W	8 Pin DIN
SPU130-201(M)	5/12	20/2 max.	4/0A	7/5% max.	120W	8 Pin DIN
SPU130-202(M)	5/15	20/2 max.	4/0A	7/5% max.	120W	8 Pin DIN
SPU130-203(M)	5/24	20/2 max.	4/0A	7/5% max.	120W	8 Pin DIN

Note: "(M)" Denotes that there is a Mounting Plate option available for the SPU130 family of products. To order an SPU130 product with the optional Mounting Plate, simply add an "M" to the end of the standard Part Number. For example SPU130-101M.

INPUT SPECIFICATIONS

Input Voltage Range	85-265 VAC
Frequency Range	47-63 Hz
Power Factor Correction	0.95 min. 0.99 max.
Input Current @ Low Line	3.2A
Input Current @ High Line	1.7A
Inrush Current @ Low Line	30A max., 15A typ.
Inrush Current @ High Line	60A max., 30A typ.
Leakage Current	0.5-0.75mA

OUTPUT SPECIFICATIONS

Voltage and Current	See Selection Charts	
Load Regulation	See Selection Charts	
Line Regulation	+/- 0.5%, typ (1% Max.)	
Temperature Coefficient	+/-0.04%/°C, typ	
Ripple/Noise	1% Pk-Pk, typ (2% Max.)	
Over Voltage Protection	112-132% (O/P 1 only) *	
Over Current Protection	110-150% of Rated Current	
Transient Response	50% to 100% Load	4mS
Start Up Time (min./typ./max.)	0.3/1/2 Seconds	
Hold Up Time	75-85mS at 110VAC Input	

GENERAL SPECIFICATIONS

Isolation	I/P-O/P: 3000VAC
	I/P-Ground: 1500VAC
Isolation Resistance	50 Mohm
Efficiency	80-85% typ.
Switching Frequency	
SPU130-1xx	54.5 KHz
SPU130-2xx	74 KHz
Safety	cUL60950-1, EN60950

NOTE: Low cost 3 Wire IEC320/C13 (Part Number ACCRD-C13) Input Power Cords are available for these products. Inquire to the Astrodyne Sales Depart.

All specifications are typical at nominal input, full load, and 25°C unless otherwise noted

* These are stress ratings. Exposure of the devices to any of these conditions may adversely affect long term reliability. Proper operation under conditions other than the standard operating conditions is neither warranted nor implied.

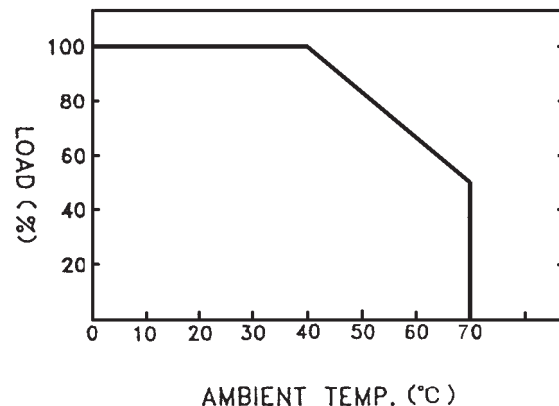
PHYSICAL SPECIFICATIONS

Size	7.7"x3.46"x2.0"
Construction	Desktop Style
Weight	1.9 lb (860g)

ENVIRONMENTAL SPECIFICATIONS

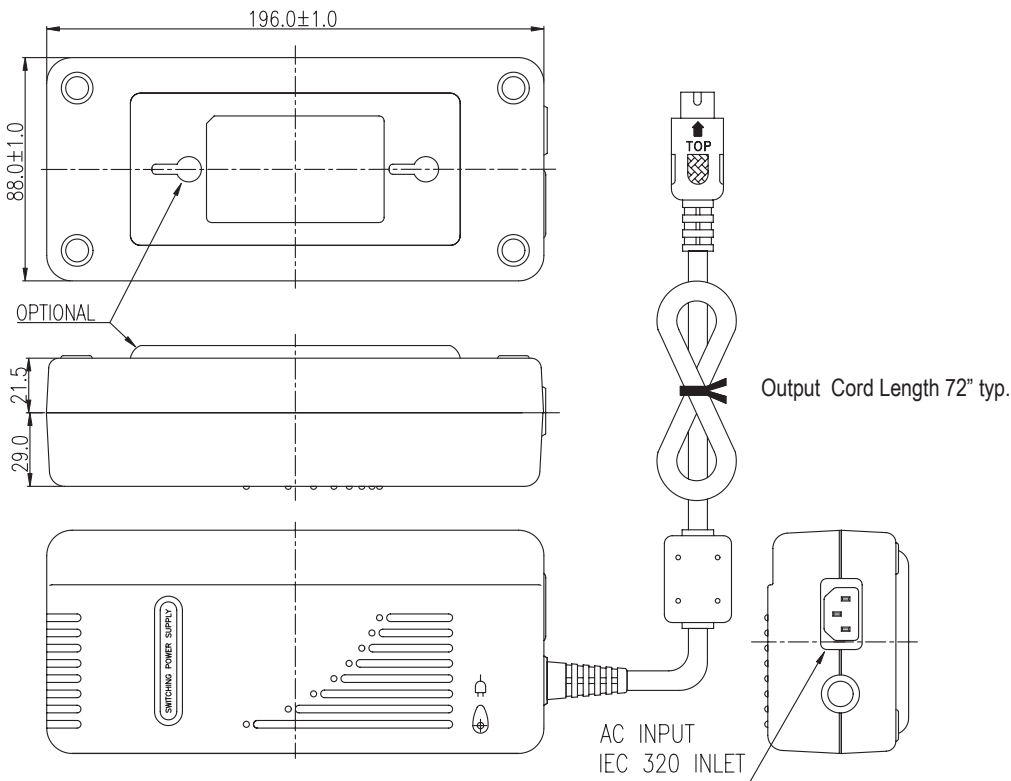
Oper. Temperature	0 to +70°C w. Derate
	See Curve
Storage Temperature	-40 to +85°C *
Relative Humidity	5 to + 95%, non-cond *
EMC	Vin = 220VAC CISPR-22 B
	Vin = 110VAC FCC Part 15B
MTBF	100,000 Hrs

OUTPUT DERATING CURVE



Astrodyne products are not authorized or warranted for use as critical components in life support systems, equipment used in hazardous environments, nuclear controls systems, or other mission-critical applications.

MECHANICAL DIMENSIONS



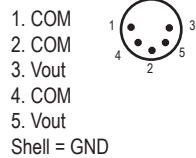
DC OUTPUT CONNECTIONS

Coaxial Plug (Single Output Models)



5.5mm outer diameter
2.1mm inner diameter, female
11mm length, center "+"

5 Pin DIN



8 Pin DIN



Single Output

1. COM	6. COM
2. COM	7. Vout
3. Vout	8. Vout
4. COM	Shell = GND
5. Vout	

Dual Output

1. COM	6. COM
2. Vout2	7. Vout1
3. Vout1	8. COM
4. Vout2	Shell = GND
5. Vout1	