



# DATA SHEET

## MMBD6050

### SURFACE MOUNT SWITCHING DIODES

**VOLTAGE** 80 Volts **POWER** 225 mWatts

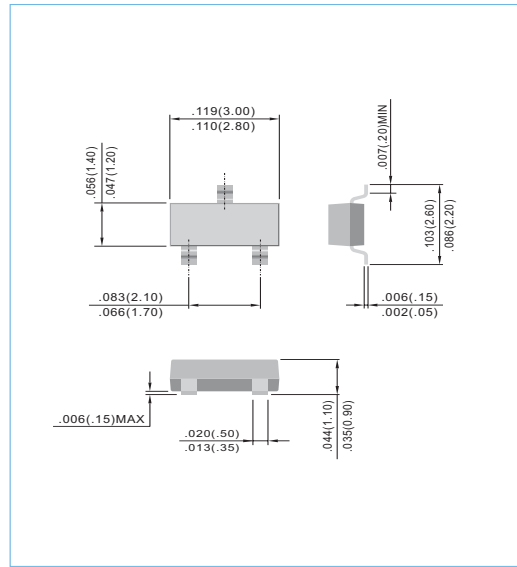
**SOT-23** Unit: inch (mm)

#### FEATURES

- Very fast reverse recovery ( trr < 2.0 ns typical )
- Low capacitance ( < 2.5pF @ 0V )
- Surface mount package ideally suited for automatic insertion.
- Pb free product are available : 99% Sn above can meet RoHS environment substance directive request

#### MECHANICAL DATA

Case: SOT-23 plastic  
 Terminals : Solderable per MIL-STD-750,Method 2026  
 Approx weight : 0.008 gram  
 Marking : T2



#### ABSOLUTE RATINGS

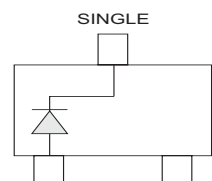
PARAMETER	SYMBOL	VALUE	UNITS
Maximum Reverse Voltage	$V_R$	80	V
Peak Reverse Voltage	$V_{RRM}$	80	V
Continuous Forward Current	$I_F$	0.2	A
Non-repetitive Peak Forward Surge Current at $t=1.0 \mu s$	$I_{FSM}$	2.0	A

#### THERMAL CHARACTERISTICS

PARAMETER	SYMBOL	VALUE	UNITS
Power Dissipation <sup>(1)</sup>	$P_{TOT}$	225	mW
Thermal Resistance, Junction to Ambient <sup>(1)</sup>	$R_{\theta JA}$	556	°C/W
Junction Temperature	$T_J$	-50 to 150	°C
Storage Temperature	$T_{STG}$	-50 to 150	°C

**NOTE:**

1. FR-5 Board=1.0 x 0.75 x 0.062 in.



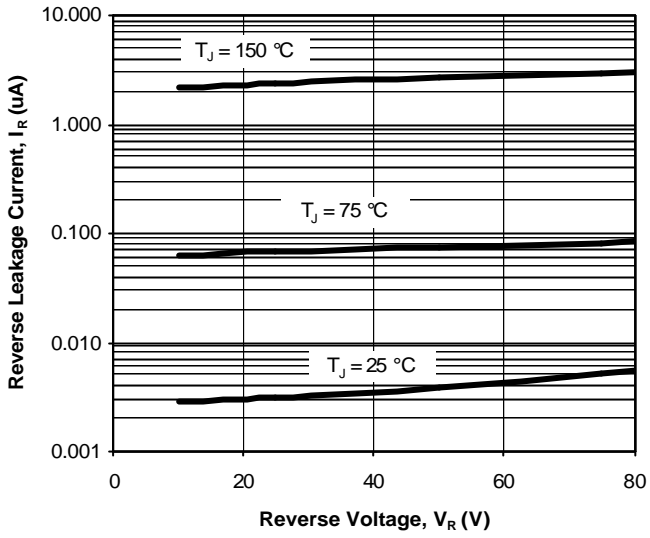


**ELECTRICAL CHARACTERISTICS** ( $T_J=25^{\circ}\text{C}$ , unless otherwise noted)

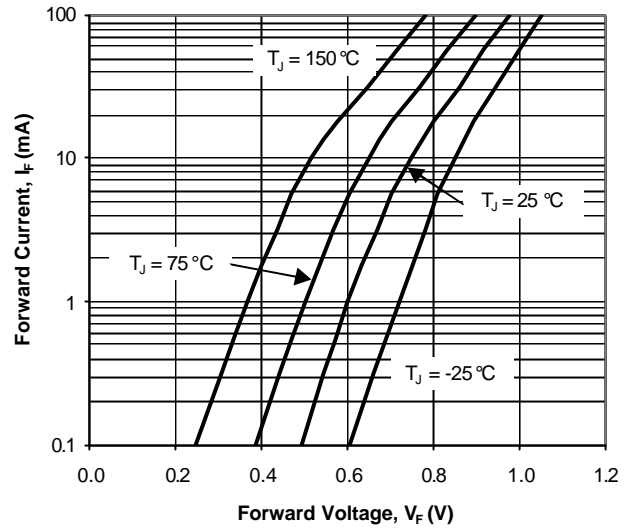
PARAMETER	SYMBOL	TEST CONDITIONS	MIN.	TYP.	MAX.	UNITS
Reverse Breakdown Voltage	$V_{BR}$	$I_R=100\mu\text{A}$	80	-	-	V
Reverse Current	$I_R$	$V_R=50\text{V}$	-	-	100	nA
Forward Voltage	$V_F$	$I_F=1\text{mA}$ $I_F=100\text{mA}$	0.55 0.85	-	0.7 1.1	V
Total Capacitance	$C_T$	$V_R=0\text{V}$ , $f=1\text{MHz}$	-	-	2.5	pF
Reverse Recovery Time (Figure 1)	$t_{rr}$	$I_F=I_R=10\text{mA}$ , $R_L=100\ \Omega$	-	-	4.0	ns



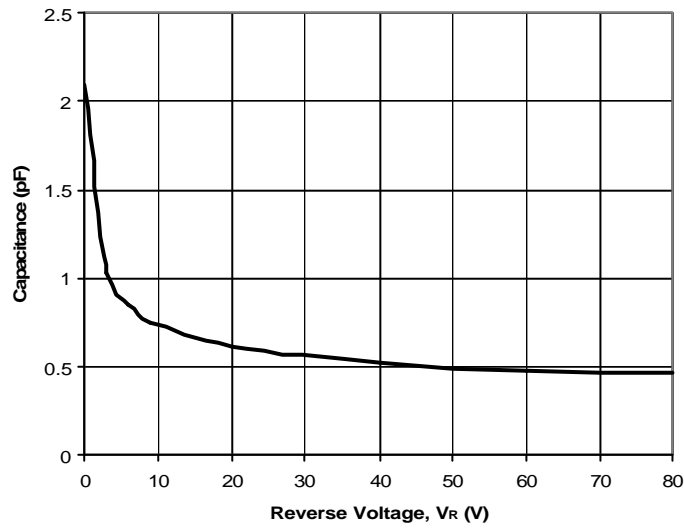
**ELECTRICAL CHARACTERISTIC CURVES**



**Fig. 2. Reverse Current vs. Reverse Voltage**



**Fig. 3. Forward Current vs. Forward Voltage**



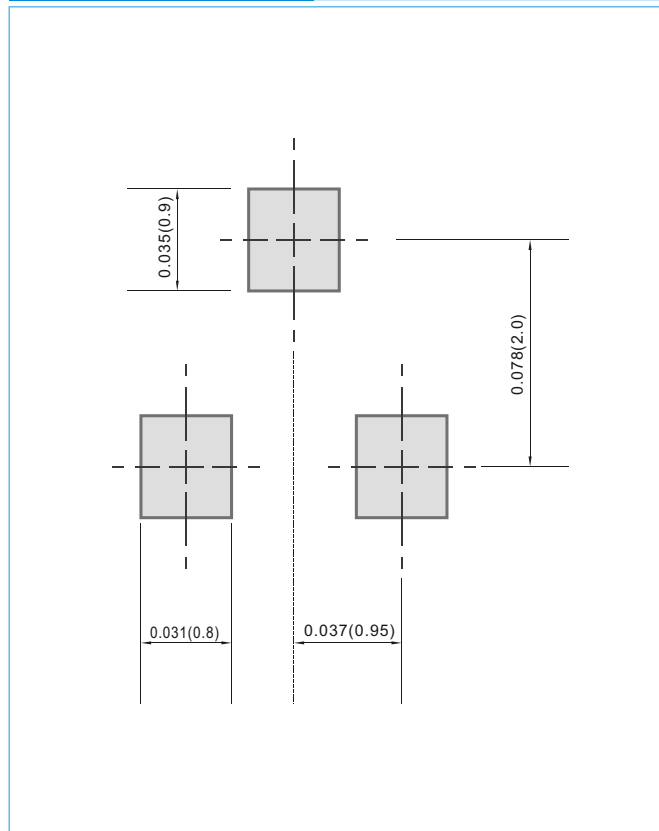
**Fig. 4. Capacitance vs. Reverse Voltage**



## MOUNTING PAD LAYOUT

SOT-23

Unit: inch (mm)



## ORDER INFORMATION

- Packing information

T/R - 12K per 13" plastic Reel

T/R - 3.0K per 7" plastic Reel

## LEGAL STATEMENT

### IMPORTANT NOTICE

This information is intended to unambiguously characterize the product in order to facilitate the customer's evaluation of the device in the application. The information will help the customer's technical experts determine that the device is compatible and interchangeable with similar devices made by other vendors. The information in this data sheet is believed to be reliable and accurate. The specifications and information herein are subject to change without notice. New products and improvements in products and product characterization are constantly in process. Therefore, the factory should be consulted for the most recent information and for any special characteristics not described or specified.

### Copyright Pan Jit International Inc. 2003

All rights reserved. Reproduction in whole or in part is prohibited without the prior written consent of the copyright owner.

The information presented in this document does not form part of any quotation or contract. The information presented is believed to be accurate and reliable, and may change without notice in advance. No liability will be accepted by the publisher for any consequence of use. Publication thereof does not convey nor imply any license under patent or other industrial or intellectual property rights.