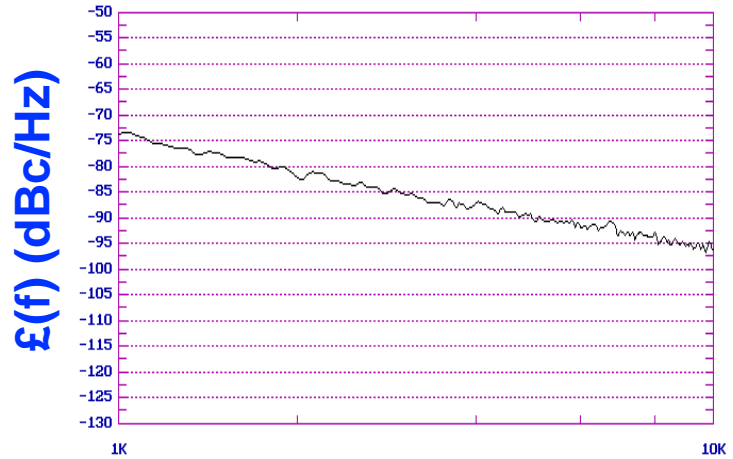




PHASE NOISE (1 Hz BW, typical)



FEATURES
<ul style="list-style-type: none"> • Frequency Range: 2516 - 2655 MHz • Tuning Voltage: 0.5-7.5 Vdc • MINI-14H - Style Package
APPLICATIONS
<ul style="list-style-type: none"> • Satellite Communications • WLANs • Microwave Links

OFFSET (Hz)

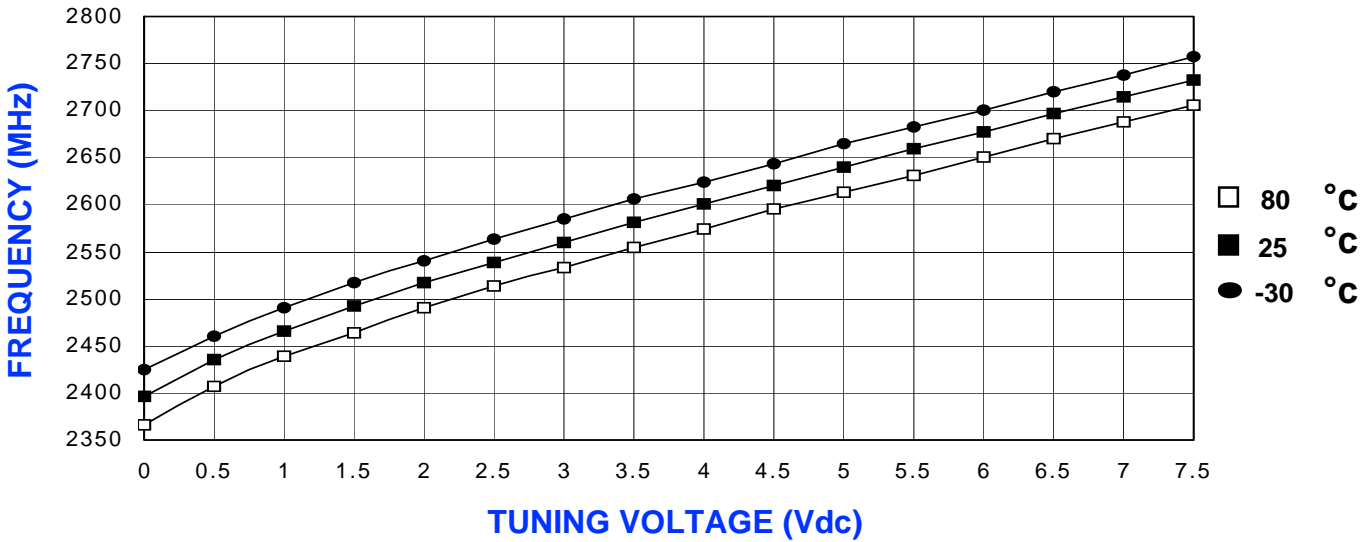
PERFORMANCE SPECIFICATIONS	VALUE	UNITS
Oscillation Frequency Range	2516 - 2655	MHz
Phase Noise @ 10 kHz offset (1 Hz BW, typ.)	-96	dBc/Hz
Harmonic Suppression (2nd, typ.)	-20	dBc
Tuning Voltage	0.5-7.5	Vdc
Tuning Sensitivity (avg.)	40	MHz/V
Power Output	4±2	dBm
Load Impedance	50	Ω
Input Capacitance (max.)	50	pF
Pushing	<2	MHz/V
Pulling (14 dB Return Loss, Any Phase)	<20	MHz
Operating Temperature Range	-30 to 80	°C
Package Style	MINI-14H	
POWER SUPPLY REQUIREMENTS		
Supply Voltage (Vcc, nom.)	5	Vdc
Supply Current (Icc, typ.)	13	mA

All specifications are typical unless otherwise noted and subject to change without notice.

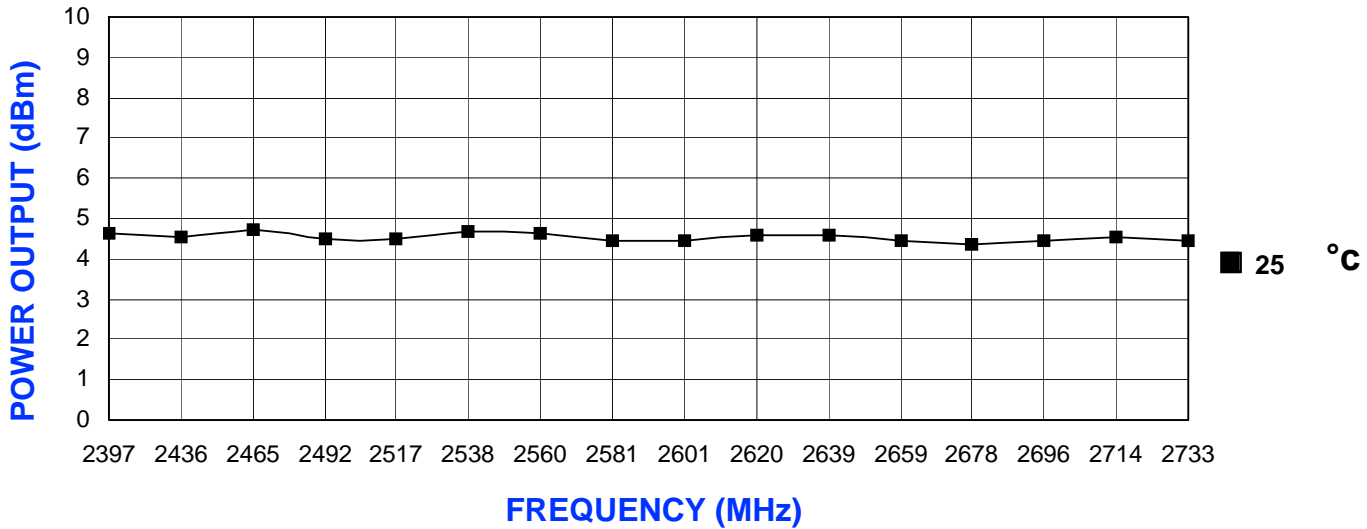
APPLICATION NOTES
<ul style="list-style-type: none"> • AN-100/1 : Mounting and Grounding of VCOs • AN-102 : Proper Output Loading of VCOs • AN-107 : How to Solder Z-COMM VCOs

NOTES:

TUNING CURVE, typ.



POWER CURVE, typ.



PHYSICAL DIMENSIONS

