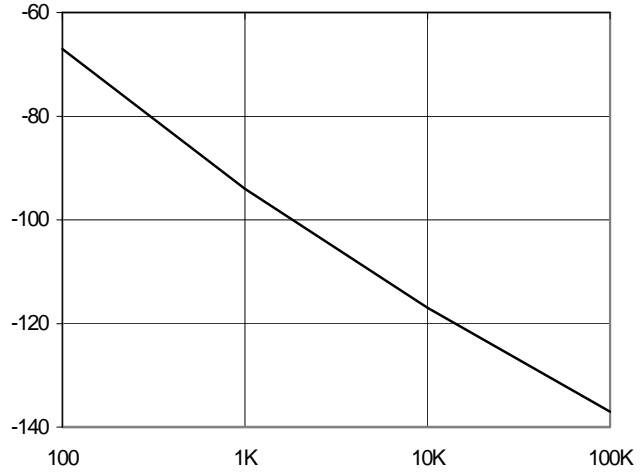




**PHASE NOISE (1 Hz BW, typical)**

**$\mathcal{L}(f)$  (dBc/Hz)**



**OFFSET (Hz)**

FEATURES	
• Frequency Range:	114 - 118 MHz
• Tuning Voltage:	2-4 Vdc
• MINI-14S - Style Package	
APPLICATIONS	
• Satellite Modems	
• CATV	
• Test Instrumentation	

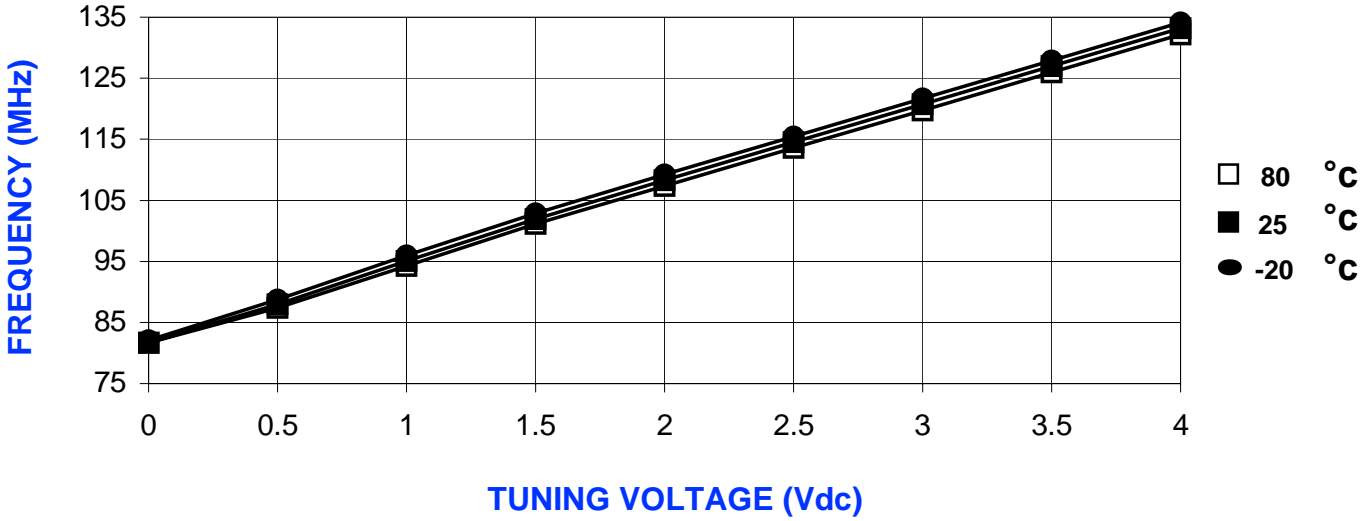
PERFORMANCE SPECIFICATIONS	VALUE	UNITS
Oscillation Frequency Range	114 - 118	MHz
Phase Noise @ 10 kHz offset (1 Hz BW, typ.)	-114	dBc/Hz
Harmonic Suppression (2nd, typ.)	-7	dBc
Tuning Voltage	2-4	Vdc
Tuning Sensitivity (avg.)	12	MHz/V
Power Output	0±3	dBm
Load Impedance	50	$\Omega$
Input Capacitance (max.)	600	pF
Pushing	<1	MHz/V
Pulling (14 dB Return Loss, Any Phase)	<1	MHz
Operating Temperature Range	-20 to 80	$^{\circ}\text{C}$
Package Style	MINI-14S	
POWER SUPPLY REQUIREMENTS		
Supply Voltage (Vcc, nom.)	5	Vdc
Supply Current (Icc, typ.)	13	mA

All specifications are typical unless otherwise noted and subject to change without notice.

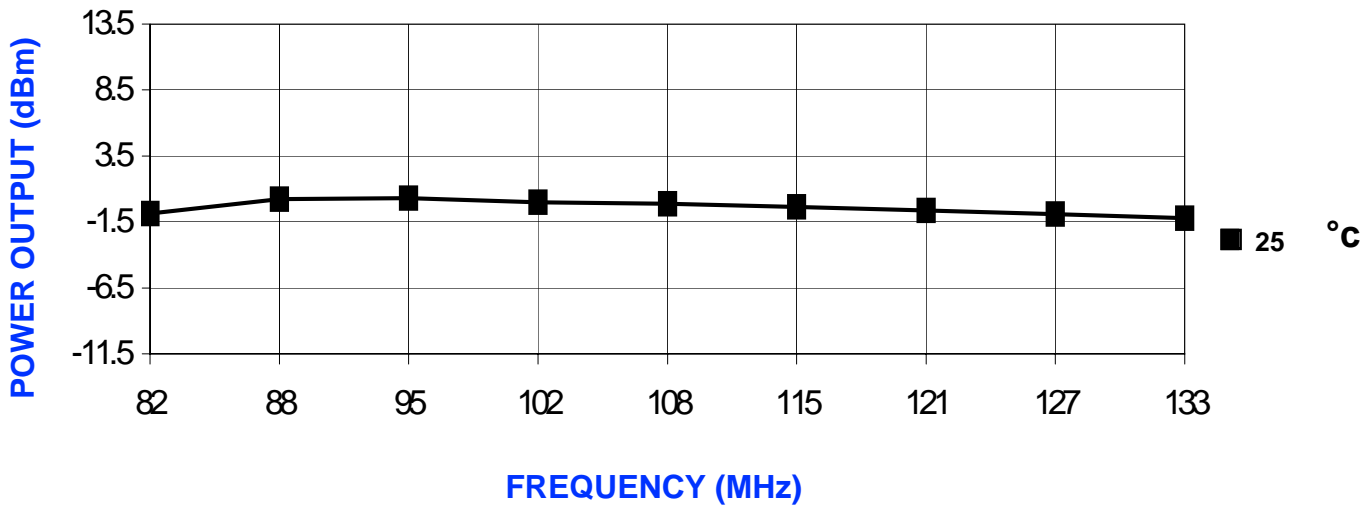
APPLICATION NOTES
<ul style="list-style-type: none"> <li>• AN-100/1 : Mounting and Grounding of VCOs</li> <li>• AN-102 : Proper Output Loading of VCOs</li> <li>• AN-107 : How to Solder Z-COMM VCOs</li> </ul>

**NOTES:**

**TUNING CURVE, typ.**



**POWER CURVE, typ.**



**PHYSICAL DIMENSIONS**

