

ELECTRICAL SPECIFICATIONS:

- | | | |
|-----|--|---|
| 1.0 | URNS RATIO: (P5-P6-P4) : (J6-J3) | : 1CT : 1CT ±2% |
| | (P3-P1-P2) : (J2-J1) | : 1CT : 1CT ±2% |
| 2.0 | INDUCTANCE: (P3-P2) ; (P5-P4) | : 350 uH MIN. @ 0.01V, 100KHz, 8 mA DC BIAS |
| 3.0 | LEAKAGE INDUCTANCE: P3-P2 (WITH J1 AND J2 SHORT) | : 0.3uH MAX. @ 1MHz |
| | P5-P4 (WITH J6 AND J3 SHORT) | : 0.3uH MAX. @ 1MHz |
| 4.0 | INTERWINDING CAPACITANCE: (P3-P2) : (J1-J2) | : 30pf MAX @ 1MHz |
| | (P5-P4) : (J6-J3) | : 30pf MAX @ 1MHz |
| 5.0 | DC RESISTANCE: (J6-J3) ; (J2-J1) | : 1.2 ohms Max. |

Bel Stewart Connector
 11118 Susquehanna Trail, South
 Glen Rock, Pa 17327-9199
 717.234.7512

MagJack

<http://www.stewartconnector.com>

THIS DRAWING AND THE SUBJECT MATTER SHOWN THEREON ARE CONFIDENTIAL AND PROPERTY OF BEL STEWART CONNECTOR AND SHALL NOT BE REPRODUCED, COPIED, OR USED IN ANY MANNER WITHOUT PRIOR WRITTEN CONTENT OF BEL STEWART CONNECTOR. THE SUBJECT MATTER MAY BE PATENTED OR A PATENT MAY BE PENDING.

SHEET
1 OF 4

DRAWING NO.

SI-53003 REV. 01

6.0 RETURN LOSS: 1MHz TO 30MHz : -18dB MIN.
60MHz TO 80MHz : -12dB MIN.

7.0 DIELECTRIC WITHSTAND: (J1,J2) TO (P10,P12) ; (J5,J4) TO (P3-P2) : 1500 VAC
(J3,J6) TO (P5,P4) ; (J8,J7) TO (P9, P8) : 1500 VAC

8.0 INSERTION LOSS: RS=RL=100 ohms : -1.1 dB TYP
100KHz TO 125MHz

9.0 RISE TIME: RS=100 OHMS AND RL = 100 OHMS : 3.0 nS MAX
OUTPUT VOLTAGE = 1 V peak : 3.0 nS MAX
PULSE WIDTH= 112nS

10.0 CROSS TALK: 1-100 MHz : -35dB TYP

11.0 COMMON TO COMMON MODE ATTENUATION: 1MHz TO 100MHz : -35dB TYP

Bel Stewart Connector
11118 Susquehanna Trail, South
Glen Rock, Pa 17327-9199
717.234.7512

MagJack

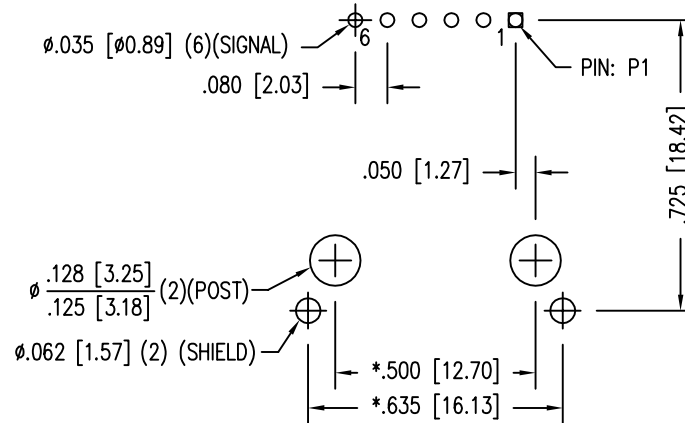
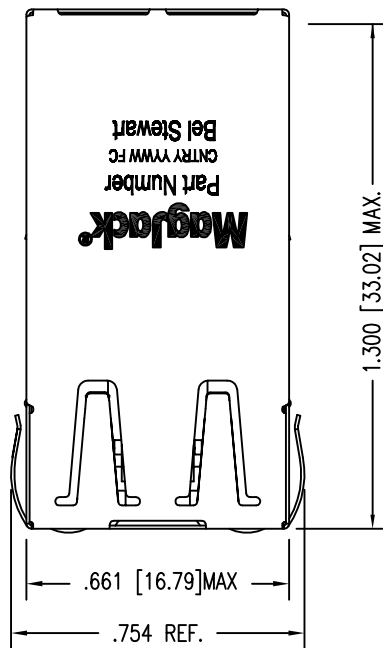
<http://www.stewartconnector.com>

THIS DRAWING AND THE SUBJECT MATTER SHOWN THEREON ARE CONFIDENTIAL AND PROPERTY OF BEL STEWART CONNECTOR AND SHALL NOT BE REPRODUCED, COPIED, OR USED IN ANY MANNER WITHOUT PRIOR WRITTEN CONTENT OF BEL STEWART CONNECTOR. THE SUBJECT MATTER MAY BE PATENTED OR A PATENT MAY BE PENDING.

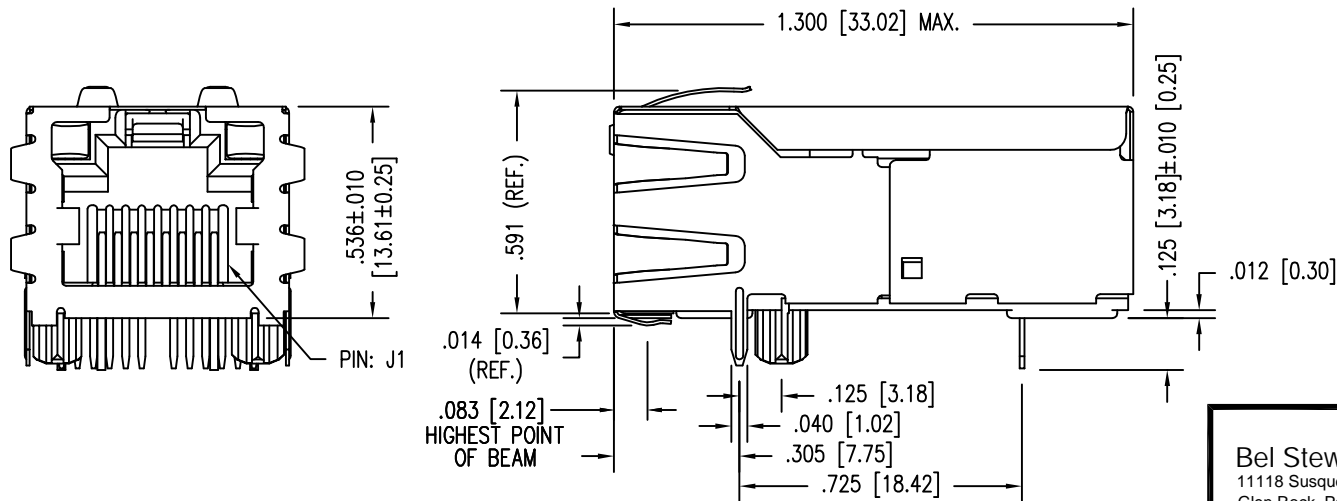
SHEET
2 OF 4

DRAWING NO.

SI-53003 REV. 01



P.C.B. RECOMMENDED HOLE LAYOUT
 SEEN FROM COMPONENT SIDE
 TOLERANCE ±.003 [0.08] UNLESS OTHERWISE SPECIFIED



NOTES:

- CONNECTOR MATERIALS:
 HOUSING: THERMOPLASTIC UL94 V-0
 CONTACT/SHIELD: COPPER ALLOY
 SHIELD PLATING: NICKEL OR TIN
 CONTACT PLATING: SELECTIVE GOLD,
 50 MICRO-INCHES MIN. IN CONTACT AREA.
- PIN NOT ELECTRICALLY CONNECTED MAYBE OMITTED.
 SEE ELECTRICAL DRAWING FOR OMITTED PINS.
- TOLERANCES COMPLY WITH F.C.C. DIMENSION REQUIREMENTS.
- THE SUGGESTED PANEL OPENING IS INTENDED TO GIVE
 USER THE ABILITY TO HAVE REASONABLE JACK/PANEL
 CLEARANCES, YET MAINTAIN GROUNDING CAPABILITY.
- SOLDER REFLOW COMPATABLE - 230°C/90 SEC MAX.

Bel Stewart Connector
 11118 Susquehanna Trail, South
 Glen Rock, Pa 17327-9199
 717.234.7512

MagJack[®]

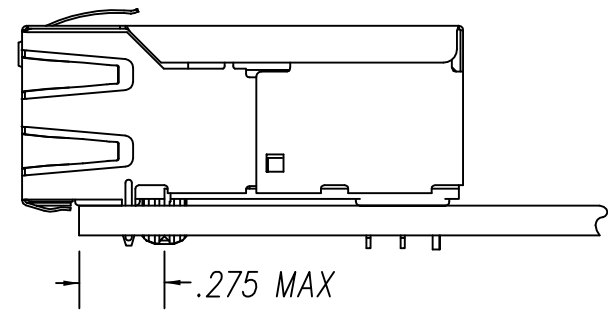
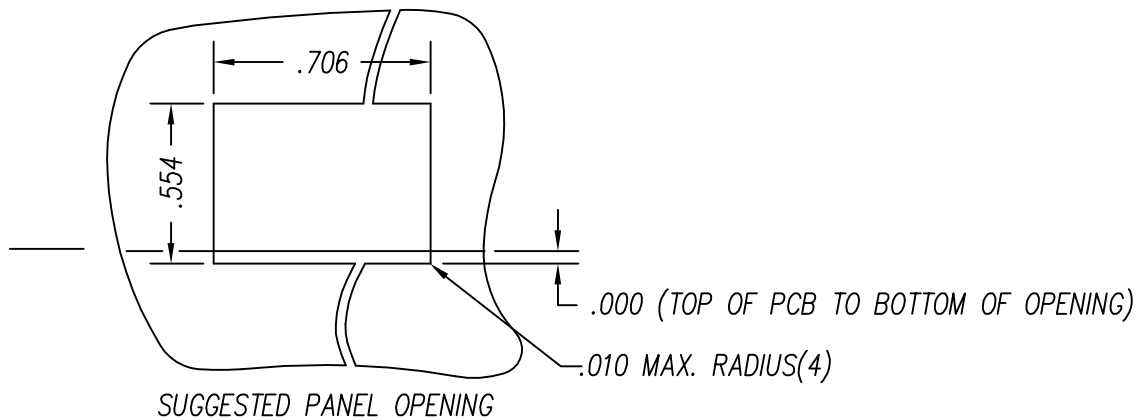
<http://www.stewartconnector.com>

THIS DRAWING AND THE SUBJECT MATTER SHOWN THEREON ARE CONFIDENTIAL AND PROPERTY OF BEL STEWART CONNECTOR AND SHALL NOT BE REPRODUCED, COPIED, OR USED IN ANY MANNER WITHOUT PRIOR WRITTEN CONTENT OF BEL STEWART CONNECTOR. THE SUBJECT MATTER MAY BE PATENTED OR A PATENT MAY BE PENDING.

SHEET
3 OF 4

DRAWING NO.

SI-53003 REV. 01



THE SUGGESTED PANEL OPENING IS INTENDED TO GIVE THE USER THE ABILITY TO HAVE REASONABLE JACK / PANEL CLEARANCES YET MAINTAIN RELIABLE GROUNDING CAPABILITY.

CT720034X1/24-0259

Bel Stewart Connector
 11118 Susquehanna Trail, South
 Glen Rock, Pa 17327-9199
 717.234.7512

MagJack

<http://www.stewartconnector.com>

THIS DRAWING AND THE SUBJECT MATTER SHOWN THEREON ARE CONFIDENTIAL AND PROPERTY OF BEL STEWART CONNECTOR AND SHALL NOT BE REPRODUCED, COPIED, OR USED IN ANY MANNER WITHOUT PRIOR WRITTEN CONTENT OF BEL STEWART CONNECTOR. THE SUBJECT MATTER MAY BE PATENTED OR A PATENT MAY BE PENDING.

SHEET
4 OF 4

DRAWING NO.

SI-53003 REV. 01