

DIODE MODULE 100A/1200V/1600V PT10112 PT10116

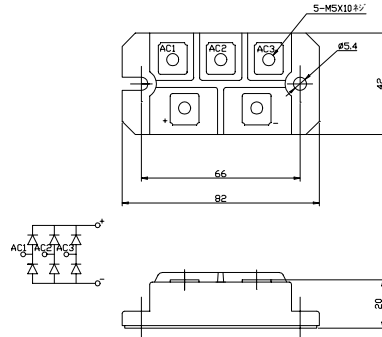
FEATURES

- * Isolated Base
- * 3 Phase Bridge Circuit
- * High Surge Capability
- * UL Recognized, File No. E187184

TYPICAL APPLICATIONS

- * Rectified For General Use

OUTLINE DRAWING



Maximum Ratings

Approx Net Weight:180g

Parameter	Symbol	Type / Grade		Unit
		PT10112	PT10116	
Repetitive Peak Reverse Voltage *1	V_{RRM}	1200	1600	V
Non Repetitive Peak Reverse Voltage *1	V_{RSM}	1300	1700	

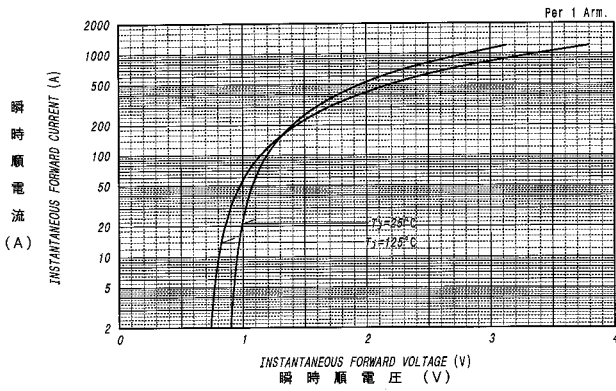
Parameter		Conditions	Max Rated Value	Unit	
Average Rectified Output Current	$I_{O(AV)}$	3-Phase Full Wave Rectified $T_c=70^\circ\text{C}$	100	A	
Surge Forward Current *1	I_{FSM}	50 Hz Half Sine Wave, 1Pulse Non-repetitive	1200	A	
I Squared t *1	I^2t	2msec to 10msec	7200	A ² s	
Operating Junction Temperature Range	T_{jw}		-40 to +125	°C	
Storage Temperature Range	T_{stg}		-40 to +125	°C	
Isolation Voltage	Viso	Base Plate to Terminals, AC1min	2500	V	
Mounting torque	Case mounting	Ftor	Greased	2.4 to 2.8	N.m
	Terminals		M5 Screw		
		M5	2.4 to 2.8		

Electrical • Thermal Characteristics

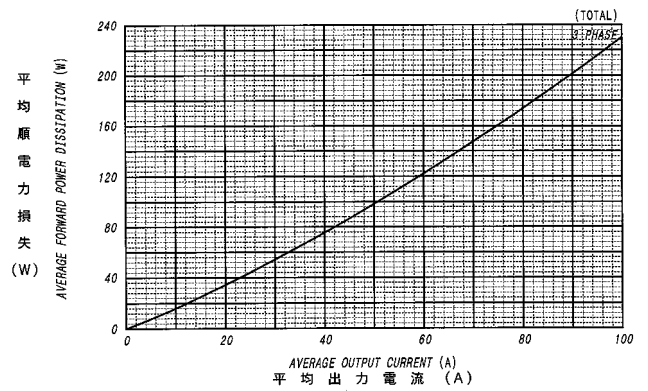
Characteristics	Symbol	Test Conditions	Max.	Unit
Peak Reverse Current *1	I_{RM}	$V_{RM}= V_{RRM}, T_j= 125^\circ\text{C}$	10	mA
Peak Forward Voltage *1	V_{FM}	$I_{FM}= 100\text{A}, T_j=25^\circ\text{C}$	1.2	V
Thermal Resistance	$R_{th(j-c)}$	Junction to Case (Total)	0.24	°C/W
	$R_{th(c-f)}$	Base Plate to Heat Sink with Thermal Compound (Total)	0.06	

*1: Value Per 1Arm

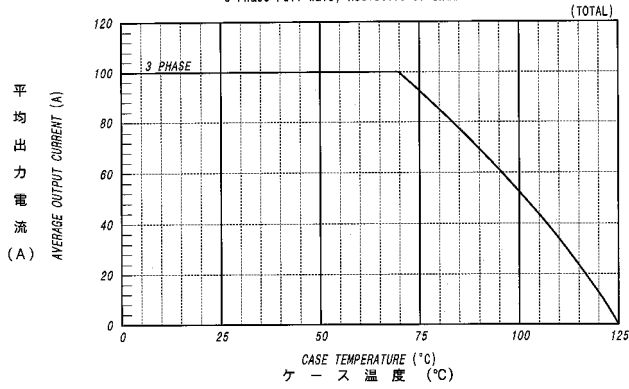
順電圧特性
FORWARD CURRENT VS. VOLTAGE



平均順電力損失特性
AVERAGE FORWARD POWER DISSIPATION



平均出力電流 - ケース温度定格
AVERAGE OUTPUT CURRENT VS. CASE TEMPERATURE



サージ順電流定格
SURGE CURRENT RATINGS

