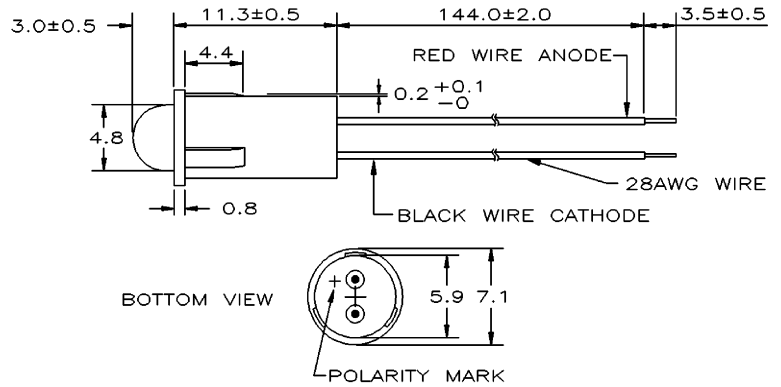


MT1064S15-UR

Features

- Low current requirements
- High light output
- Reliable and rugged
- IC Compatible
- Wire lead



- Notes :
1. All dimensions are in millimeters .
 2. Tolerance is ±0.25mm unless otherwise noted.

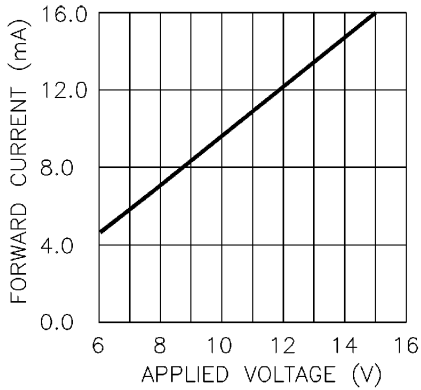
Maximum Ratings (Ta=25°C)

Characteristic	Symbol	Max.	Unit
Forward Current	I _F	16	mA
Reverse Voltage	V _R	17	V
Power Dissipation	P _D	240.00	mW
Operating Temperature	T _{opr}	-25 ~ +65	°C
Storage Temperature	T _{stg}	-25 ~ +65	°C
Soldering Temperature	T _{sol}	260	°C
Soldering Time	-	for 5 sec. max	-

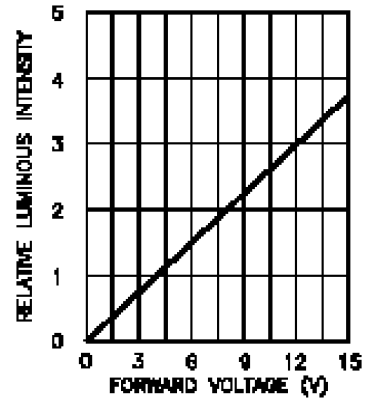
Opto-Electrical Characteristics (Ta=25°C)

Characteristic	Symbol	Test Condition	Min	Typ	Max	Unit
Forward Voltage	V _F		-	12.00	15.00	V
Reverse Current	I _R	V _R =17V	-	-	100	μA
Luminous Intensity	I _v	V _F =12V	2.00	3.00	-	mcd
Viewing Angle	2θ ^{1/2}	-	-	40°	-	deg.
Peak Wavelength	λ _p	V _F =12V	-	700	-	nm
Spectral Line Half Width	Δλ	V _F =12V	-	100	-	nm

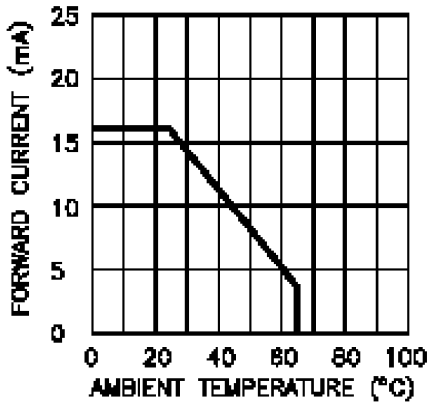
Typical Electrical / Optical Characteristics Curves :



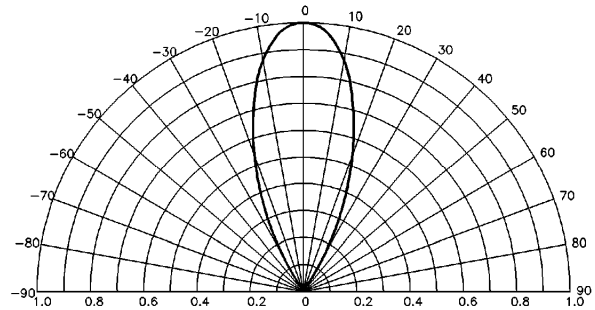
Forward Current vs. Forward Voltage



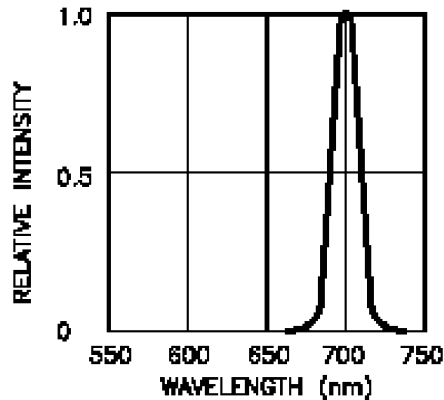
Forward Current vs. Relative Luminous Intensity



Ambient Temperature vs. Forward Current



Radiation Diagram



Relative Intensity vs. Wavelength