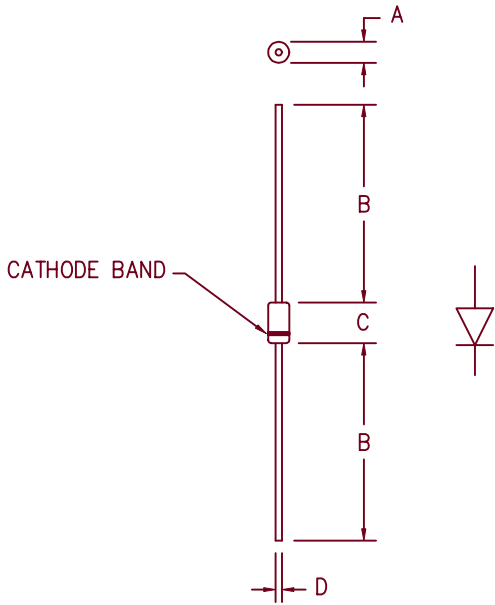


3 Amp Schottky Rectifier MS304 — MS306



Dim.	Inches		Millimeter		Notes
	Minimum	Maximum	Minimum	Maximum	
A	.188	.260	4.78	6.50	Dia.
B	1.00	---	25.4	---	
C	.285	.375	7.24	9.52	
D	.046	.056	1.17	1.42	Dia.

PLASTIC D0201AD

Microsemi Catalog Number	Working Peak Reverse Voltage	Repetitive Peak Reverse Voltage
MS304	40V	40V
MS305	50V	50V
MS306	60V	60V

- Schottky Barrier Rectifier
- Guard Ring Protection
- 175°C Junction Temperature
- V_{RRM} 40 to 60 Volts

Electrical Characteristics

Average forward current	$I_F(AV)$ 3.0 Amps	$T_A = 115^\circ C$ Square wave, $R_{\theta JL} = 52^\circ C/W$, $L = 3/8"$
Maximum surge current	I_{FSM} 150 Amps	8.3ms, half sine, $T_J = 175^\circ C$
Max peak forward voltage	V_{FM} .62 Volts	$I_{FM} = 3.0A; T_J = 25^\circ C^*$
Max peak reverse current	I_{RM} 100 μA	$V_{RRM}, T_J = 25^\circ C$
Typical junction capacitance	C_J 215 pF	$V_R = 5.0V, T_J = 25^\circ C$

*Pulse test: Pulse width 300 μsec , Duty cycle 2%

Thermal and Mechanical Characteristics

Storage temperature range	T_{STG}	$-55^\circ C$ to $175^\circ C$
Operating junction temp range	T_J	$-55^\circ C$ to $175^\circ C$
Maximum thermal resistance	$L = 0"$ $R_{\theta JC}$	28°C/W Junction to case
	$L = 3/8"$ $R_{\theta JL}$	52°C/W Junction to lead
Weight		.032 ounces (1.0 grams) typical

MS304 — MS306

Figure 1
Typical Forward Characteristics

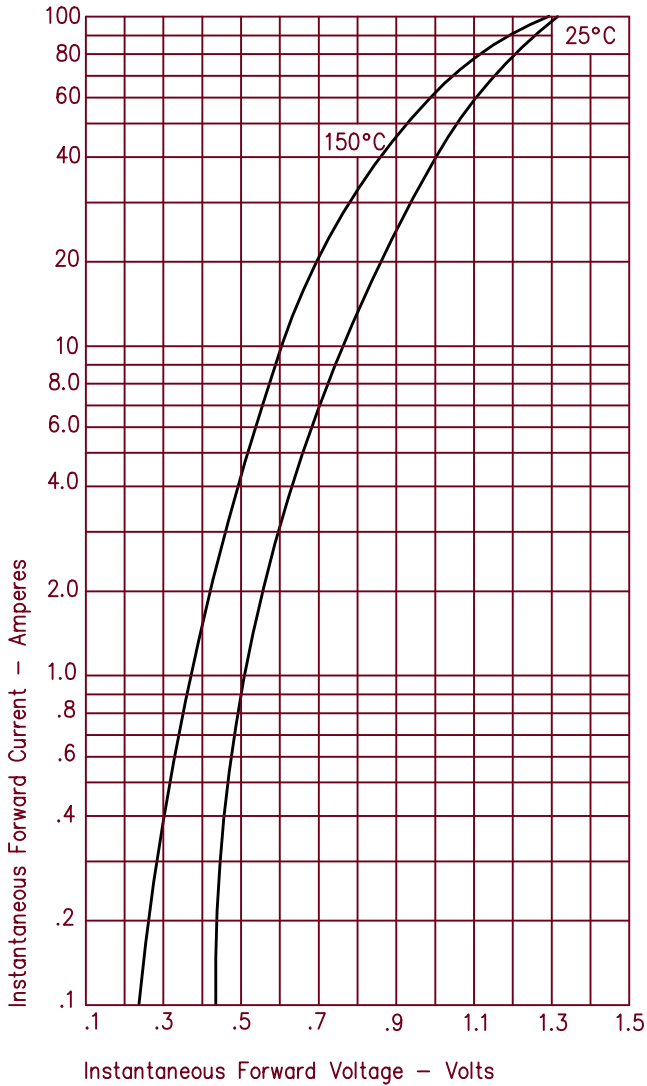


Figure 3
Typical Junction Capacitance

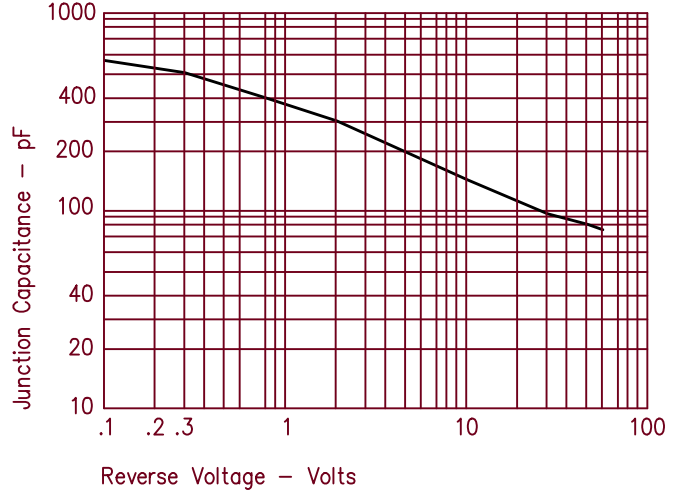


Figure 2
Typical Reverse Characteristics

