

MA4Z159 (MA4S159)

Silicon epitaxial planar type

For switching circuits

■ Features

- Small S-mini type 4-pin package
- Two isolated elements contained in one package, allowing high-density mounting
- Flat lead type, resulting in improved mounting efficiency and solderability with the high-speed mounting machine
- Short reverse recovery time t_{rr}
- Small terminal capacitance, C_t

■ Absolute Maximum Ratings $T_a = 25^\circ\text{C}$

| Parameter | Symbol | Rating | Unit |
|--|-----------|-------------|------------------|
| Reverse voltage (DC) | V_R | 80 | V |
| Peak reverse voltage | V_{RM} | 80 | V |
| Average forward current | Single | 100 | mA |
| | Double | | |
| Peak forward current | Single | 225 | mA |
| | Double | | |
| Non-repetitive peak forward surge current* | Single | 500 | mA |
| | Double | | |
| Junction temperature | T_j | 150 | $^\circ\text{C}$ |
| Storage temperature | T_{stg} | -55 to +150 | $^\circ\text{C}$ |

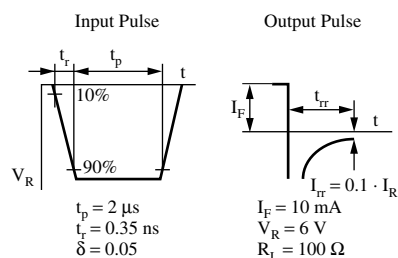
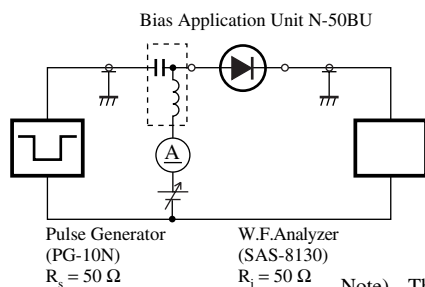
Note) *: $t = 1 \text{ s}$

■ Electrical Characteristics $T_a = 25^\circ\text{C}$

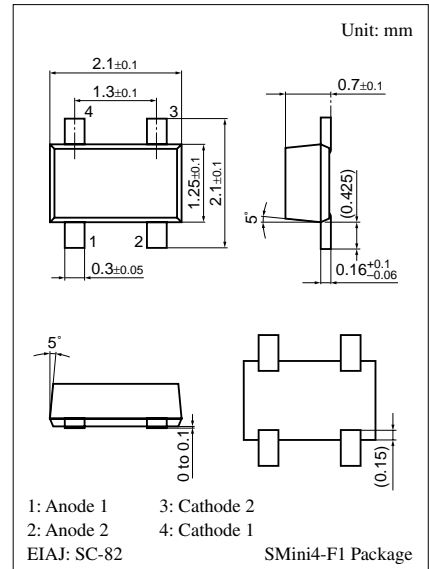
| Parameter | Symbol | Conditions | Min | Typ | Max | Unit |
|------------------------|----------|--|-----|------|-----|---------------|
| Reverse current (DC) | I_R | $V_R = 75 \text{ V}$ | | | 0.1 | μA |
| Forward voltage (DC) | V_F | $I_F = 100 \text{ mA}$ | | 0.95 | 1.2 | V |
| Reverse voltage (DC) | V_R | $I_R = 100 \mu\text{A}$ | 80 | | | V |
| Terminal capacitance | C_t | $V_R = 0 \text{ V}, f = 1 \text{ MHz}$ | | 0.9 | 2 | pF |
| Reverse recovery time* | t_{rr} | $I_F = 10 \text{ mA}, V_R = 6 \text{ V}$ $I_{tr} = 0.1 \cdot I_R, R_L = 100 \Omega$ | | | 3 | ns |

Note) 1. Rated input/output frequency: 100 MHz

2. *: t_{rr} measuring circuit

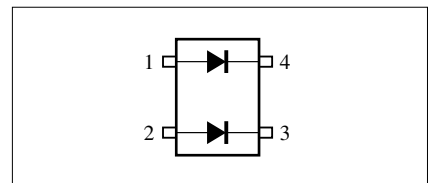


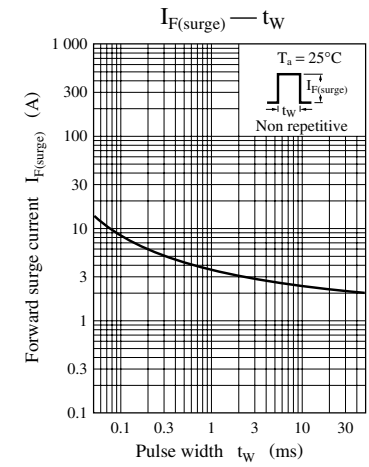
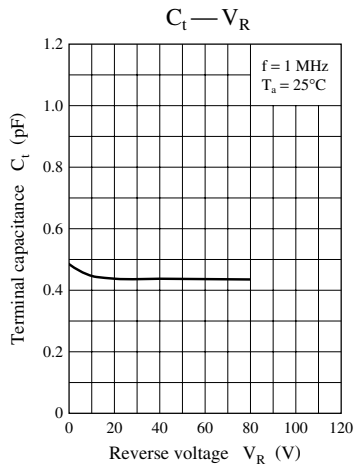
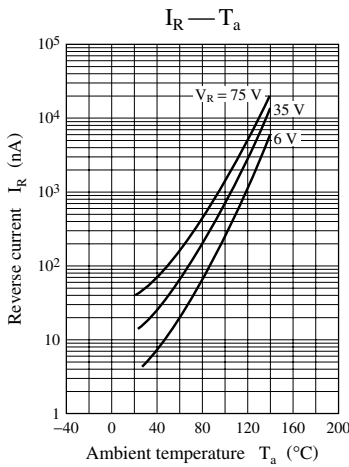
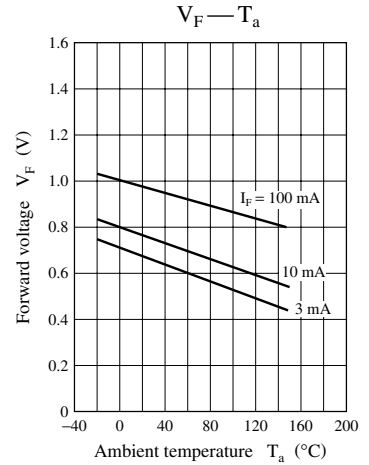
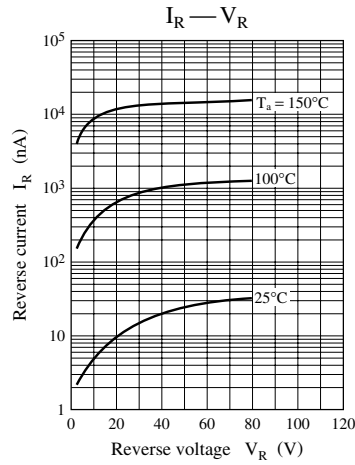
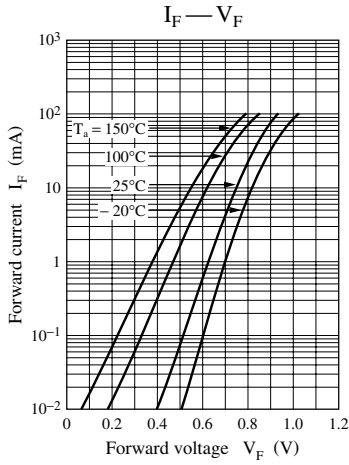
Note) The part number in the parenthesis shows conventional part number.



Marking Symbol: M1B

Internal Connection





Request for your special attention and precautions in using the technical information and semiconductors described in this book

- (1) An export permit needs to be obtained from the competent authorities of the Japanese Government if any of the products or technologies described in this book and controlled under the "Foreign Exchange and Foreign Trade Law" is to be exported or taken out of Japan.
- (2) The technical information described in this book is limited to showing representative characteristics and applied circuits examples of the products. It neither warrants non-infringement of intellectual property right or any other rights owned by our company or a third party, nor grants any license.
- (3) We are not liable for the infringement of rights owned by a third party arising out of the use of the product or technologies as described in this book.
- (4) The products described in this book are intended to be used for standard applications or general electronic equipment (such as office equipment, communications equipment, measuring instruments and household appliances).
Consult our sales staff in advance for information on the following applications:
 - Special applications (such as for airplanes, aerospace, automobiles, traffic control equipment, combustion equipment, life support systems and safety devices) in which exceptional quality and reliability are required, or if the failure or malfunction of the products may directly jeopardize life or harm the human body.
 - Any applications other than the standard applications intended.
- (5) The products and product specifications described in this book are subject to change without notice for modification and/or improvement. At the final stage of your design, purchasing, or use of the products, therefore, ask for the most up-to-date Product Standards in advance to make sure that the latest specifications satisfy your requirements.
- (6) When designing your equipment, comply with the guaranteed values, in particular those of maximum rating, the range of operating power supply voltage, and heat radiation characteristics. Otherwise, we will not be liable for any defect which may arise later in your equipment.
Even when the products are used within the guaranteed values, take into the consideration of incidence of break down and failure mode, possible to occur to semiconductor products. Measures on the systems such as redundant design, arresting the spread of fire or preventing glitch are recommended in order to prevent physical injury, fire, social damages, for example, by using the products.
- (7) When using products for which damp-proof packing is required, observe the conditions (including shelf life and amount of time let standing of unsealed items) agreed upon when specification sheets are individually exchanged.
- (8) This book may be not reprinted or reproduced whether wholly or partially, without the prior written permission of Matsushita Electric Industrial Co., Ltd.