

KA-3528F3C

KA-3528SF4C

Features

- SUITABLE FOR ALL SMT ASSEMBLY AND SOLDER PROCESS.
- AVAILABLE ON TAPE AND REEL.
- COMPATIBLE WITH AUTOMATIC PLACEMENT EQUIPMENT.
- HIGH RELIABILITY AND LONG LIFETIME.
- PACKAGE : 1500PCS / REEL.

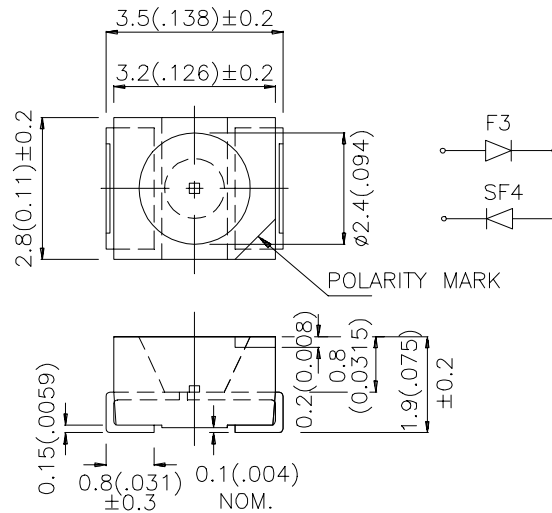
Description

F3 Made with Gallium Arsenide Infrared Emitting diodes.

SF4 Made with Gallium Aluminum Arsenide Infrared

Emitting diodes.

Package Dimensions



Notes:

1. All dimensions are in millimeters (inches).
2. Tolerance is $\pm 0.25(0.01)$ " unless otherwise noted.
3. Lead spacing is measured where the lead emerge package.
4. Specifications are subject to change without notice.

Selection Guide

Part No.	Dice	Lens Type	Po= (mW/sr) @20mA *50mA		Viewing Angle
			Min.	Typ.	2θ1/2
KA-3528F3C	GaAs	WATER CLEAR	1	3	120°
			*3	*8	120°
KA-3528SF4C	GaAlAs	WATER CLEAR	0.8	1.5	120°
			*2	*4	120°

Note:

1. θ1/2 is the angle from optical centerline where the luminous intensity is 1/2 the optical centerline value.

Electrical / Optical Characteristics at T_A=25°C

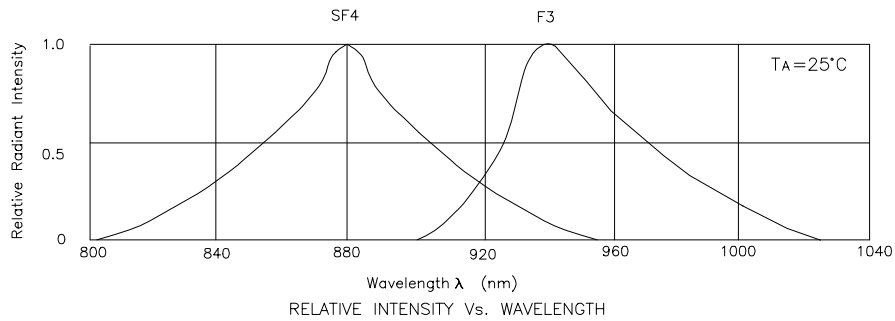
Item	P/N	Symbol	Typ.	Max.	Unit	Condition
Forward Voltage	F3 SF4	V _F	1.2 1.3	1.5 1.7	V	IF=20mA
Reverse Current	F3 SF4	I _R	-	10 10	μA	VR=5V
Capacitance	F3 SF4	C	90 90	-	pF	VF=0 f=1MHz
Peak Spectral Wavelength	F3 SF4	λ _P	940 880	-	nm	IF=20mA
Spectral Bandwidth	F3 SF4	Δλ _{1/2}	50 50	-	nm	IF=20mA

Absolute Maximum Ratings at T_A=25°C

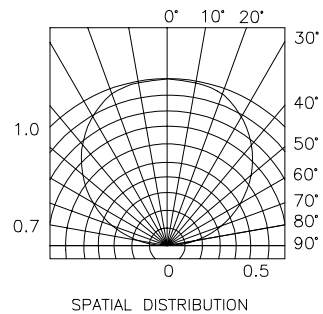
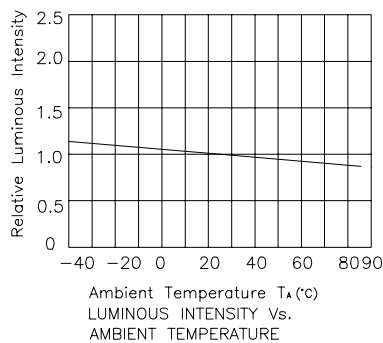
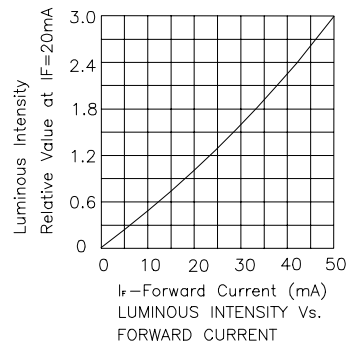
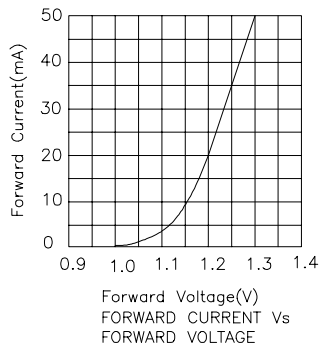
Item	Symbol	F3&SF4	Units
Power Dissipation	P _T	100	mW
Forward Current	I _F	50	mA
Peak Forward Current[1]	i _{FS}	1.2	A
Reverse Voltage	V _R	5	V
Operating Temperature	T _A	-40~ +85	°C
Storage Temperature	T _{STG}	-40~ +85	°C

Note:

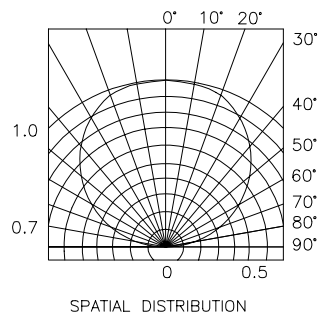
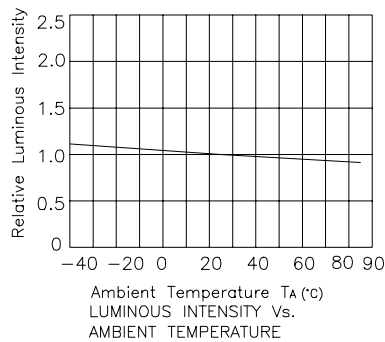
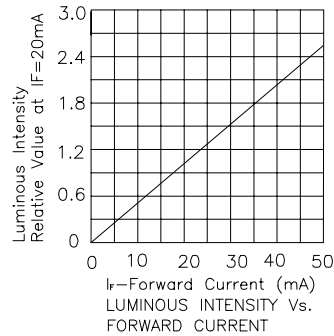
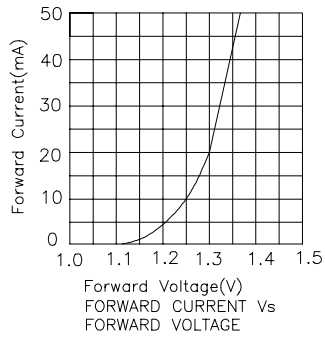
1. 1/100 Duty Cycle, 10us Pluse Width.



KA-3528F3C

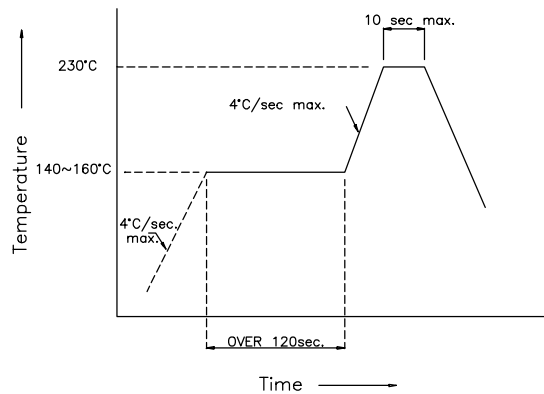


KA-3528SF4C

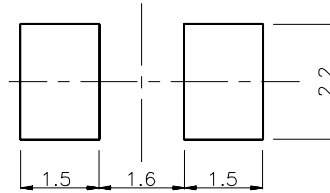


KA-3528F3C,KA-3528SF4C SMT Reflow Soldering Instructions

Number of reflow process shall be less than 2 times and cooling process to normal temperature is required between first and second soldering process.



Recommended Soldering Pattern (Units : mm)



Tape Specifications (Units : mm)

