


Ribbon Cable Connector (Pin Header)

HIF3E Series



■Features

1. Product Variation

The straight type connector is connected vertical to the printed board, and the right angle type connector is connected horizontal to the printed board.

2. Compatibility

This pin header is compatible with HIF3B series.

■Applications

Computers, terminal equipment, PPC, various kinds of electronic equipment, business machines, etc.

■Product Specifications

| | | | |
|--------|---|---|--|
| Rating | Current rating: 1A Voltage rating: 200V AC | Operating Temperature Range: -55 to +85°C (Note 1) Operating Moisture Range: 40 to 80% | Storage Temperature Range: -10 to +60°C (Note 2) Storage Humidity Range: 40 to 70% (Note 2) |
|--------|---|---|--|

| Item | Specification | Condition |
|----------------------------------|---|---|
| 1. Insulation Resistance | 1000M ohms min. | 500V DC |
| 2. Withstanding voltage | No flashover or insulation breakdown. | 650V AC/1 minute |
| 3. Contact Resistance | 15m ohms max. | 0.1A |
| 4. Vibration | No electrical discontinuity of 1μs or more | Frequency: 10 to 55 Hz, single amplitude of 0.75 mm, 2 hours in each of the 3 directions. |
| 5. Humidity (Steady state) | Insulation resistance: 1000M ohms min. | 96 hours at temperature of 40°C and humidity of 90% to 95% |
| 6. Temperature Cycle | No damage, cracks, or parts looseness. | (-55°C: 30 minutes → 15 to 35°C: 5 minutes max. 125°C: 30 minutes → 15 to 35°C: 5 minutes max.) 5 cycles |
| 7. Durability (Mating/un-mating) | Contact resistance: 15m ohms max. | 500 cycles |
| 8. Resistance to Soldering heat | No deformation of components affecting performance. | Flow: 260°C for 10 seconds Manual soldering: 300°C for 3 seconds |

Note 1: Includes temperature rise caused by current flow.

Note 2: The term "storage" refers to products stored for long period of time prior to mounting and use. Operating Temperature Range and Humidity range covers non conducting condition of installed connectors in storage, shipment or during transportation.

■Material

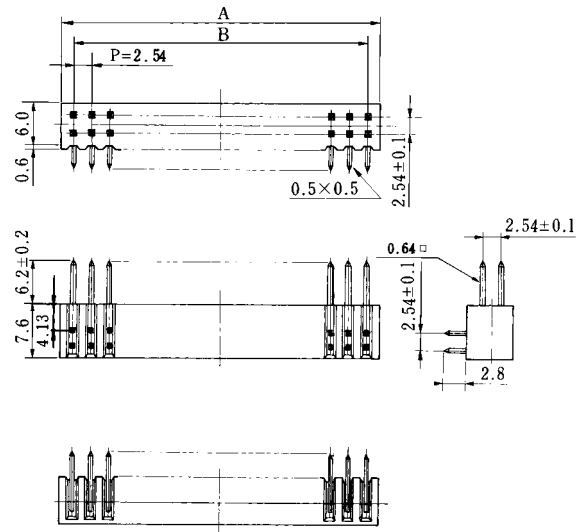

| Part | Material | Finish | Remarks |
|-----------|----------|------------------------|---------|
| Insulator | PBT | Black | UL94V-0 |
| Contact | Brass | selective gold plating | — |

■Ordering Information

HIF3E - * **P** **A** - **2.54** **DS**
 ① ② ③ ④ ⑤ ⑥

| | |
|---|--|
| ① Series Name: HIF 3E | ⑤ Contact Pitch: 2.54mm |
| ② Number of contacts: 8, 10, 12, 16, 18, 20, 26, 30, 34, 40, 50, 60 | ⑥ Contact type DS : Right angle type DSA: Straight type |
| ③ P: Pin header | |
| ④ A: Selective gold plating | |

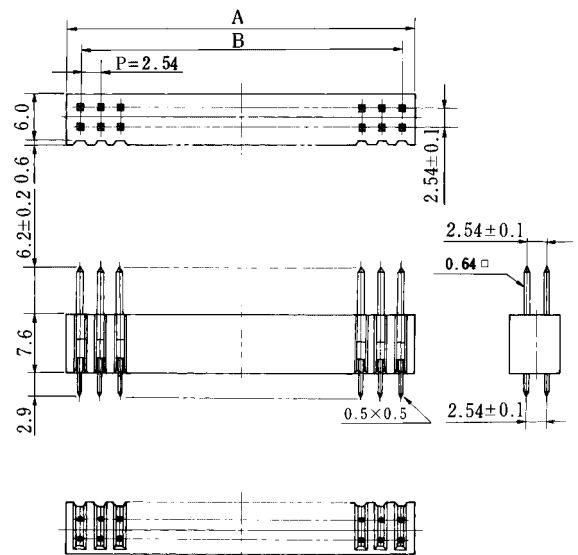

Right Angle Pin Header



Unit: mm

| Part Number | CL No. | Number of Contacts | A | B |
|-------------------|------------|--------------------|-------|-------|
| HIF3E-10PA-2.54DS | 614-0041-0 | 10 | 13.7 | 10.16 |
| HIF3E-12PA-2.54DS | 614-0050-0 | 12 | 16.24 | 12.7 |
| HIF3E-16PA-2.54DS | 614-0042-2 | 16 | 21.3 | 17.78 |
| HIF3E-18PA-2.54DS | 614-0051-3 | 18 | 23.86 | 20.32 |
| HIF3E-20PA-2.54DS | 614-0043-5 | 20 | 26.4 | 22.86 |
| HIF3E-26PA-2.54DS | 614-0044-8 | 26 | 34.0 | 30.48 |
| HIF3E-30PA-2.54DS | 614-0045-0 | 30 | 39.1 | 35.56 |
| HIF3E-34PA-2.54DS | 614-0046-3 | 34 | 44.2 | 40.64 |
| HIF3E-40PA-2.54DS | 614-0047-6 | 40 | 51.8 | 48.26 |
| HIF3E-50PA-2.54DS | 614-0048-9 | 50 | 64.5 | 60.96 |
| HIF3E-60PA-2.54DS | 614-0049-1 | 60 | 77.2 | 73.66 |

Dip Pin Header



Unit: mm

| Part Number | CL No. | Number of Contacts | A | B |
|--------------------|------------|--------------------|-------|-------|
| HIF3E- 8PA-2.54DSA | 614-0072-3 | 8 | 11.2 | 7.62 |
| HIF3E-10PA-2.54DSA | 614-0061-7 | 10 | 13.7 | 10.16 |
| HIF3E-12PA-2.54DSA | 614-0070-8 | 12 | 16.24 | 12.7 |
| HIF3E-16PA-2.54DSA | 614-0062-0 | 16 | 21.3 | 17.78 |
| HIF3E-18PA-2.54DSA | 614-0071-0 | 18 | 23.86 | 20.32 |
| HIF3E-20PA-2.54DSA | 614-0063-2 | 20 | 26.4 | 22.86 |
| HIF3E-26PA-2.54DSA | 614-0064-5 | 26 | 34.0 | 30.48 |
| HIF3E-30PA-2.54DSA | 614-0065-8 | 30 | 39.1 | 35.56 |
| HIF3E-34PA-2.54DSA | 614-0066-0 | 34 | 44.2 | 40.64 |
| HIF3E-40PA-2.54DSA | 614-0067-3 | 40 | 51.8 | 48.26 |
| HIF3E-50PA-2.54DSA | 614-0068-6 | 50 | 64.5 | 60.96 |
| HIF3E-60PA-2.54DSA | 614-0069-9 | 60 | 77.2 | 73.66 |