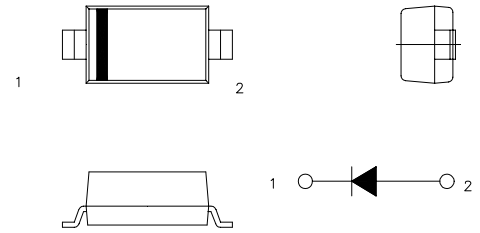


SBD Type : EP05Q06

OUTLINE DRAWING

構造 : 表面実装型、ショットキーバリアダイオード(S B D)
 Construction: Surface Mounting Type, Schottky Barrier Diode

用途 : 高周波整流用
 Application : High Frequency Rectification



最大定格 / Maximum Ratings

Approx Net Weight:0.011g

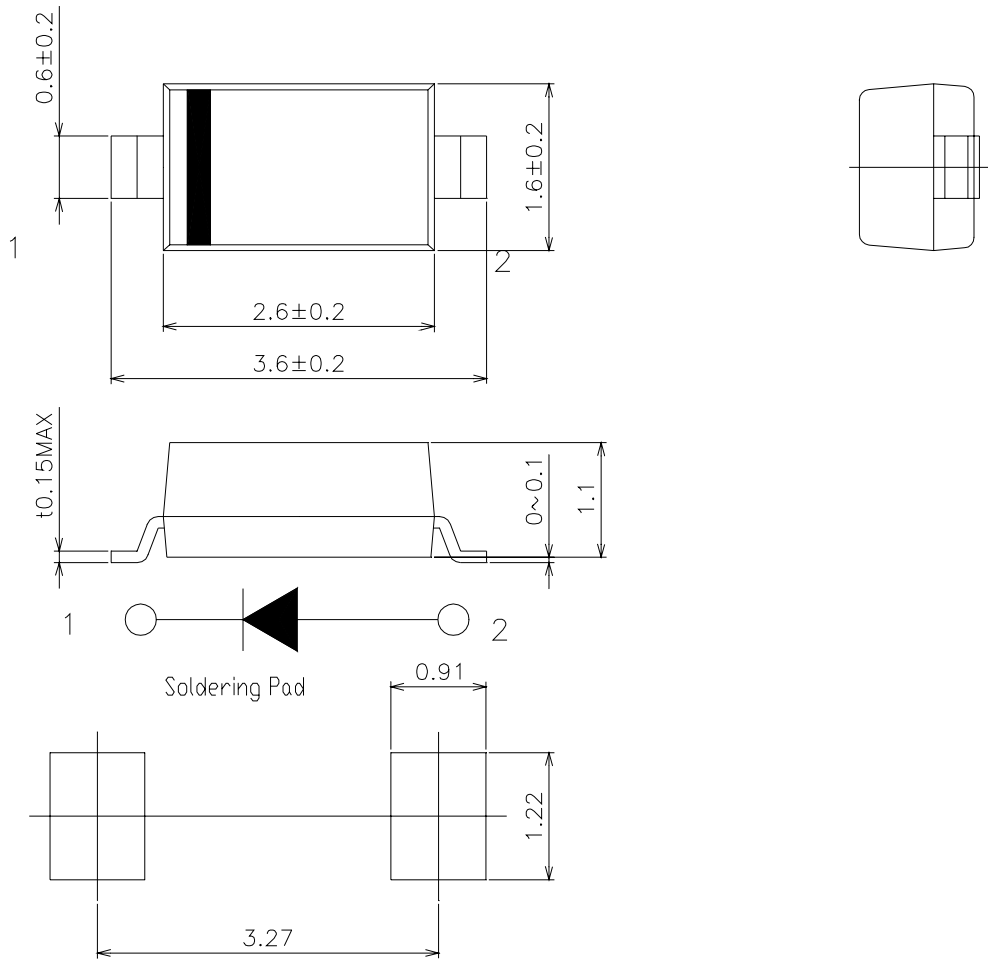
Rating	Symbol	EP05Q06			Unit
くり返しピーク逆電圧 Repetitive Peak Reverse Voltage	V_{RRM}	60			V
平均整流電流 Average Rectified Output Current	I_0	0.40	Ta=25 *	50 Hz、正弦半波通電 Half Sine Wave 抵抗負荷 Resistive Load	A
		0.5	Tl=96		A
実効順電流 RMS Forward Current	$I_{F(RMS)}$	0.785			A
サージ順電流 Surge Forward Current	I_{FSM}	8	50 Hz 正弦半波, 1サイクル, 非くり返し Half Sine Wave, 1cycle, Non-repetitive		A
動作接合温度範囲 Operating Junction Temperature Range	Tjw	- 40 ~ + 150			
保存温度範囲 Storage Temperature Range	Tstg	- 40 ~ + 150			

電氣的・熱的特性 / Electrical · Thermal Characteristics

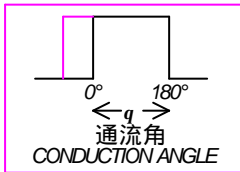
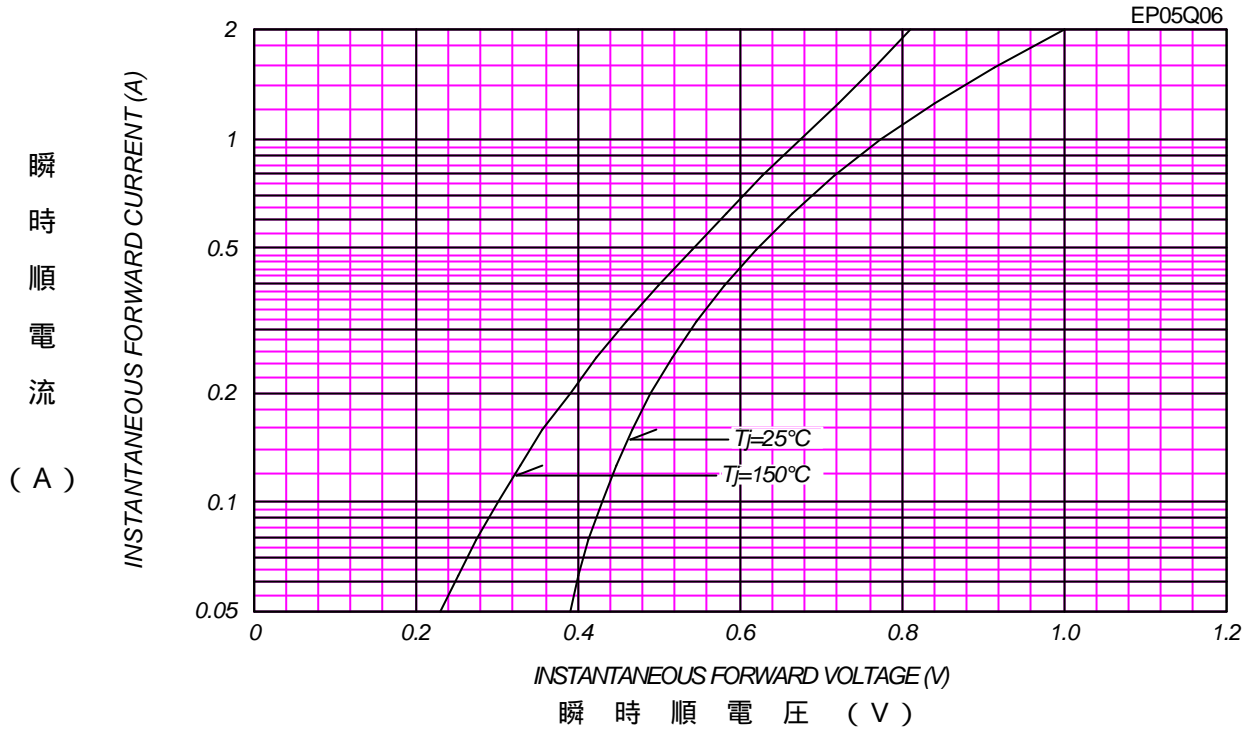
Characteristics	Symbol	Conditions	Min.	Typ.	Max.	Unit
ピーク逆電流 Peak Reverse Current	I_{RM}	Tj=25 , $V_{RM}= V_{RRM}$	-	-	100	μ A
ピーク順電圧 Peak Forward Voltage	V_{FM}	Tj=25 , $I_{FM}= 0.5$ A	-	-	0.62	V
熱抵抗 Thermal Resistance	Rth(j-a)	接合部・周囲間 * Junction to Ambient	-	-	300	/W
	Rth(j-l)	接合部・リード間 Junction to Lead	-	-	70	/W

*:プリント基板実装/Glass-Epoxy Substrate mounted (Soldering Lands= 1×1 mm , Both Sides)
 (Tl: Lead Temperature)

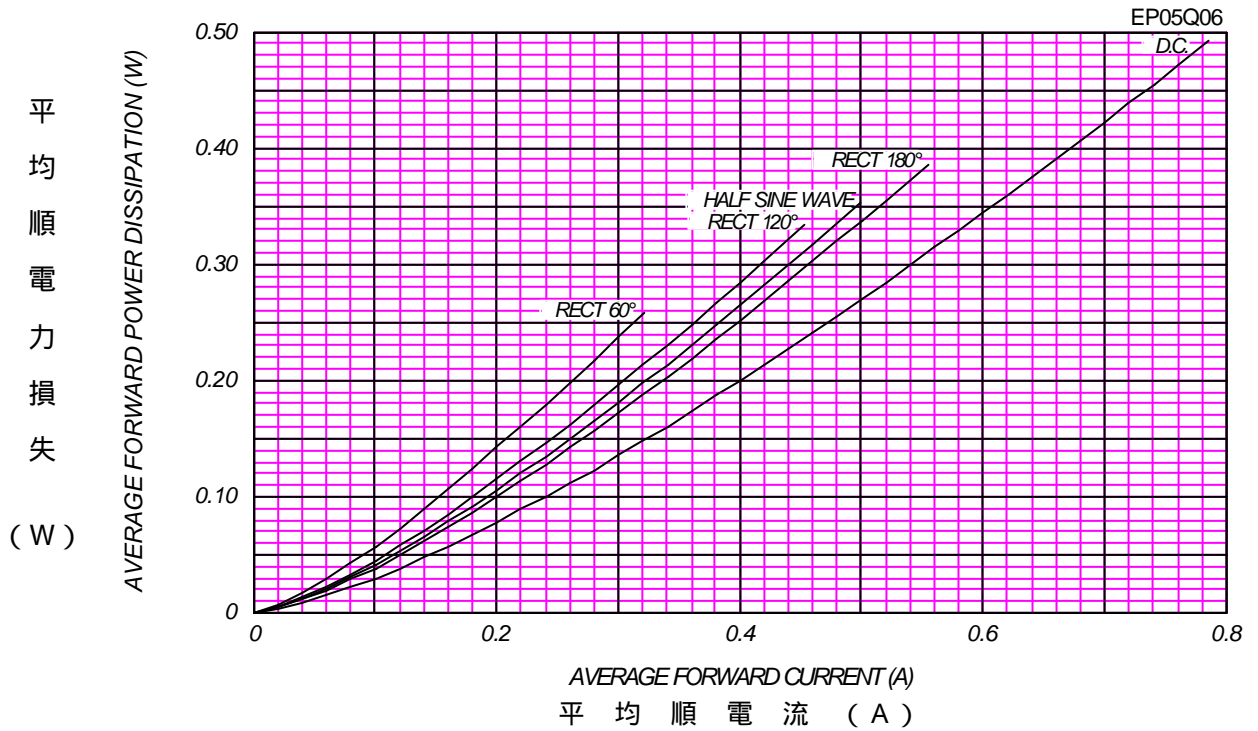
EP05Q06外形図 (mm)



順電壓特性
FORWARD CURRENT VS. VOLTAGE



平均順電力損失特性
AVERAGE FORWARD POWER DISSIPATION



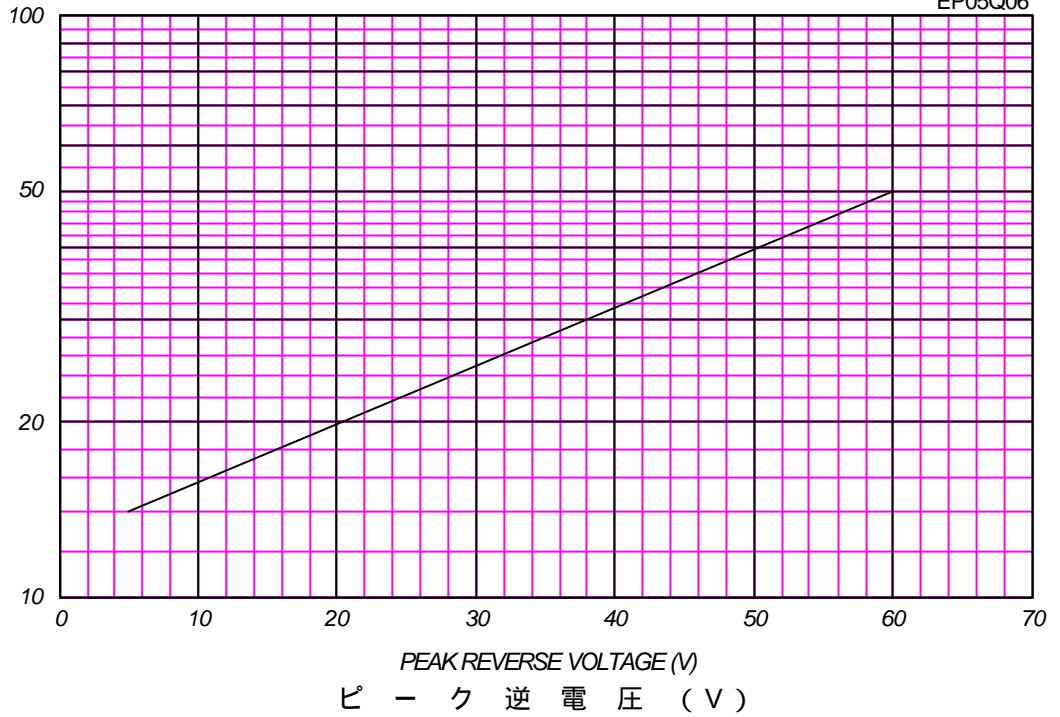
ピーク逆電流 - ピーク逆電圧特性
 PEAK REVERSE CURRENT VS. PEAK REVERSE VOLTAGE

T_j = 150 °C

EP05Q06

ピーク逆電流
 (mA)

PEAK REVERSE CURRENT (mA)

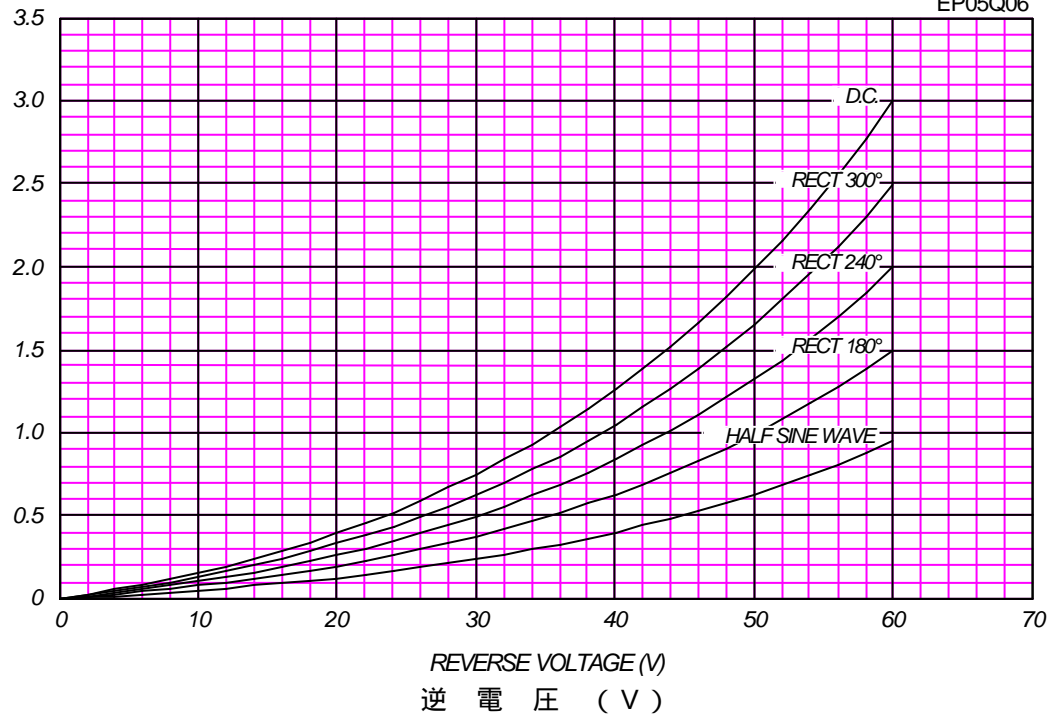


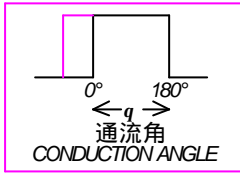
平均逆電力損失
 AVERAGE REVERSE POWER DISSIPATION

EP05Q06

平均逆電力損失
 (W)

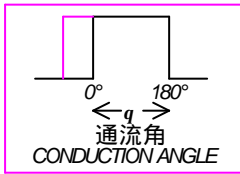
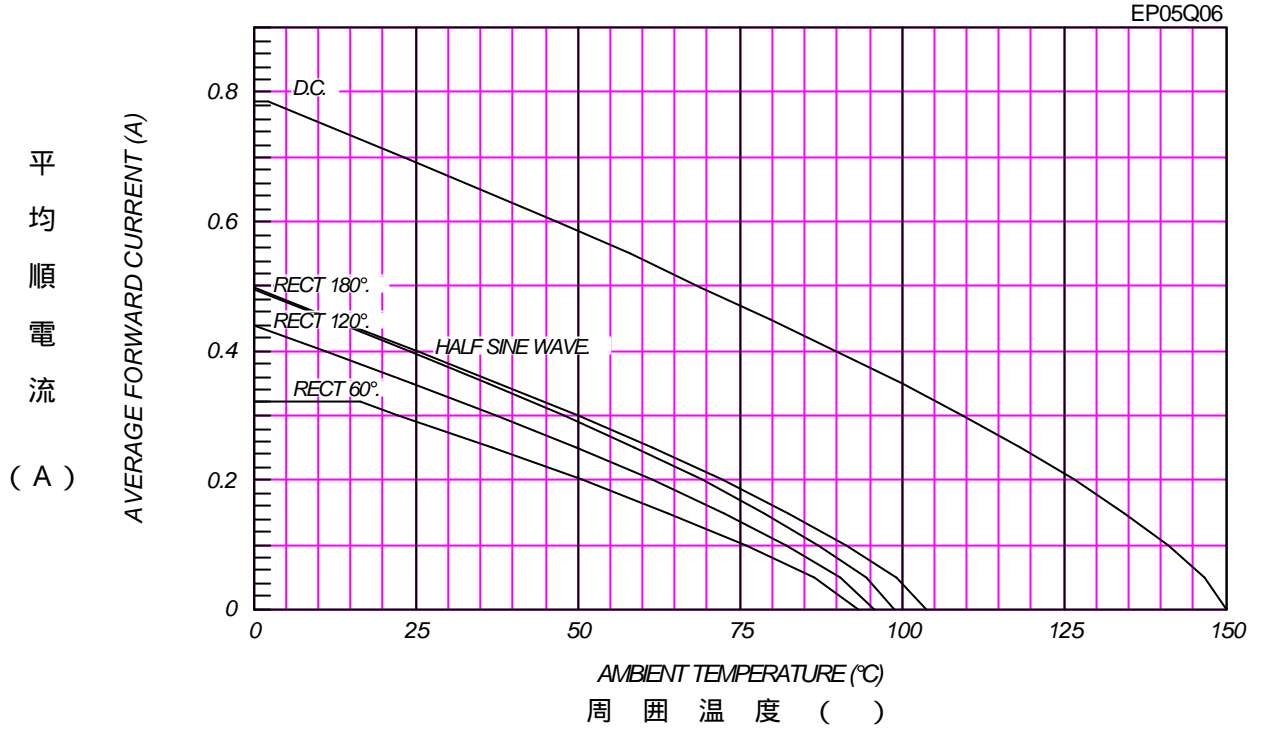
AVERAGE REVERSE POWER DISSIPATION (W)





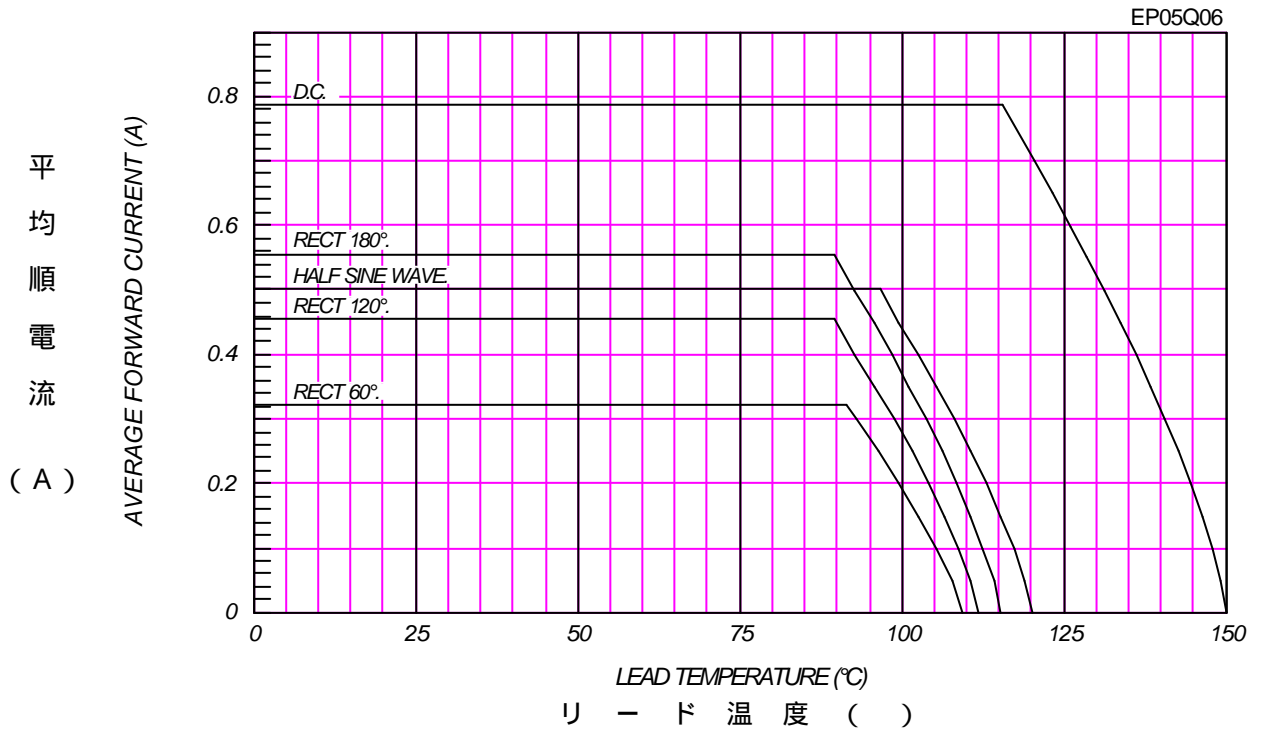
平均順電流 - 周囲温度定格
AVERAGE FORWARD CURRENT VS. AMBIENT TEMPERATURE

Glass-Epoxy Substrate Mounted (Soldering Land=1x1mm), $V_{RM}=60V$



平均順電流 - リード温度定格
AVERAGE FORWARD CURRENT VS. LEAD TEMPERATURE

$V_{RM}=60V$



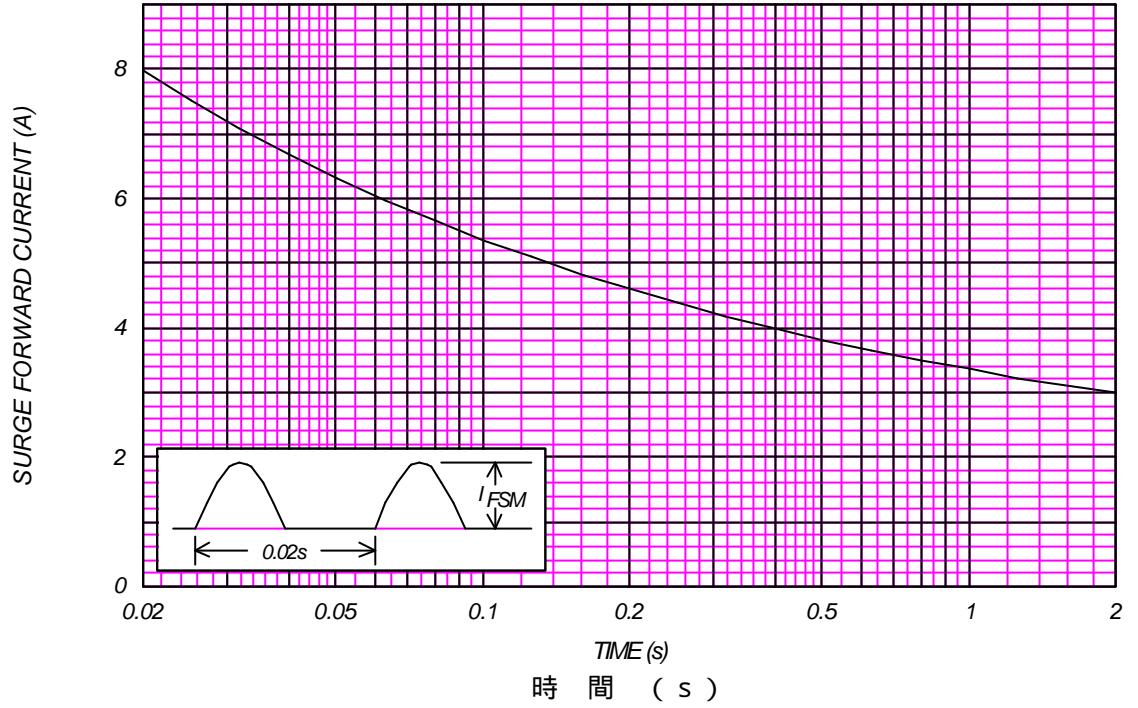
サージ順電流定格
SURGE CURRENT RATINGS

f=50Hz, Half Sine Wave, Non-Repetitive, No Load

EP05Q06

サ
ー
ジ
順
電
流

(A)



接合容量特性
JUNCTION CAPACITANCE VS. REVERSE VOLTAGE

$T_j=25^\circ\text{C}$, $V_m=20\text{mV}_{RMS}$, $f=100\text{kHz}$, Typical Value

EP05Q06

接
合
容
量

(pF)

