

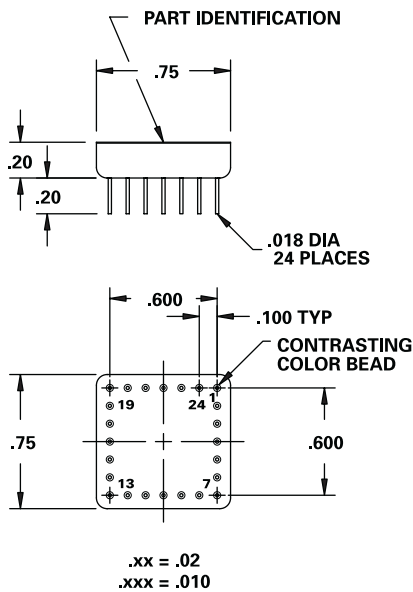
MODEL NUMBER DSWT2180

Transfer Switch

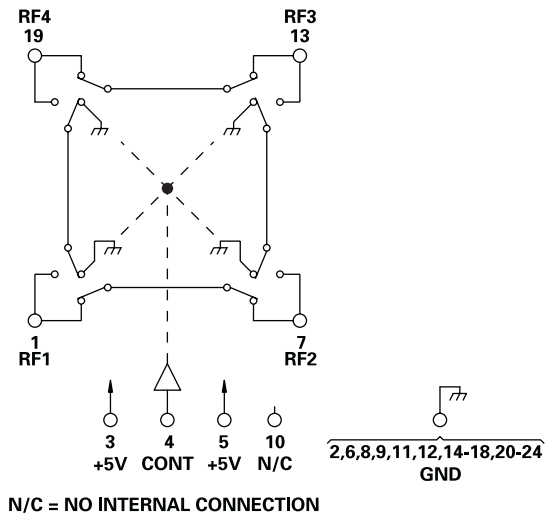
FEATURES

- 5 - 1000 MHz
- 70 dB Isolation
- Small .75 Sq. Package

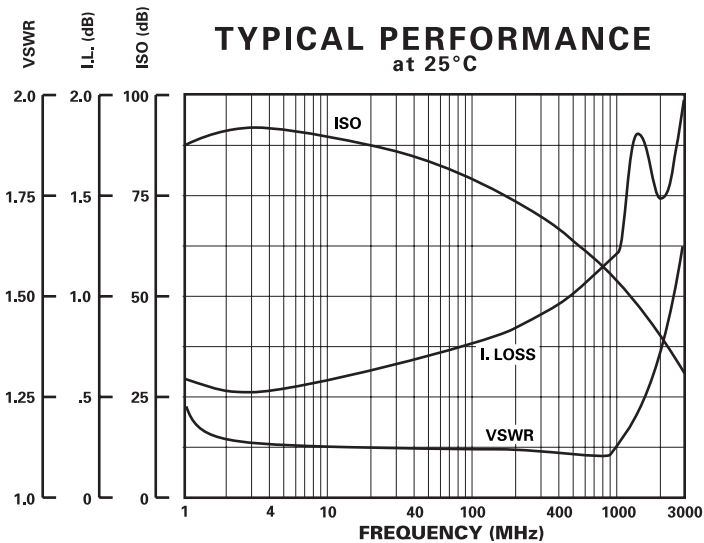
XFER



LOGIC TABLE	
CTL	FUNCTION
"0"	RF1 - RF4
	RF2 - RF3
"1"	RF1 - RF2
	RF3 - RF4



GUARANTEED PERFORMANCE



Parameter	Min	Typ	Max	Units	Conditions
Operating Frequency	5		1000	MHz	
DC Current		0.35	20	mA	At +5 VDC Supply
Control Type		TTL			See Logic Table
Control Current	High	0		μA	V _{IH} = +2.7 V
	Low	0		μA	V _{IL} = +0.5 V
Isolation	70	80		dB	5 - 100 MHz
	55	62		dB	100 - 550 MHz
	40	54		dB	550 - 1000 MHz
Insertion Loss		1.0	1.3	dB	5 - 550 MHz
		1.25	1.7	dB	550 - 1000 MHz
VSWR	Thru	1.09/1	1.3/1		
Impedance		50		OHMS	
Switching Speed		0.05	6.0	μSEC	50% TTL to 90% / 10% RF
Transition (Rise/Fall) Time		4		nSEC	90% / 10% or 10% / 90% RF
Switching (Video) Transients		50		mV	Peak Value
Intercept Points	2nd	+61		dBm	MHz
	3rd	+30	+43	dBm	MHz
RF Power	Operate	+17	+5	dBm	(0.1 dB Compression)
	No Damage	+20		dBm	
Operating Temperature	-54	+25	+125	°C	TA



DAICO Industries

310.507.3242 • FAX 310.507.5701 • www.daico.com