

MODEL NUMBER DA0897

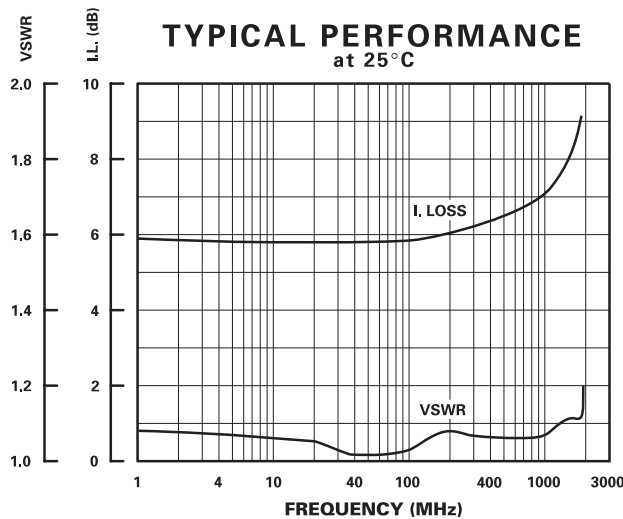
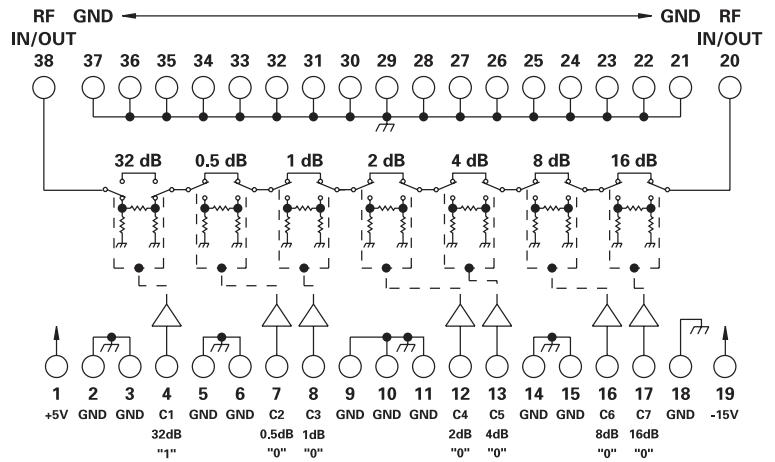
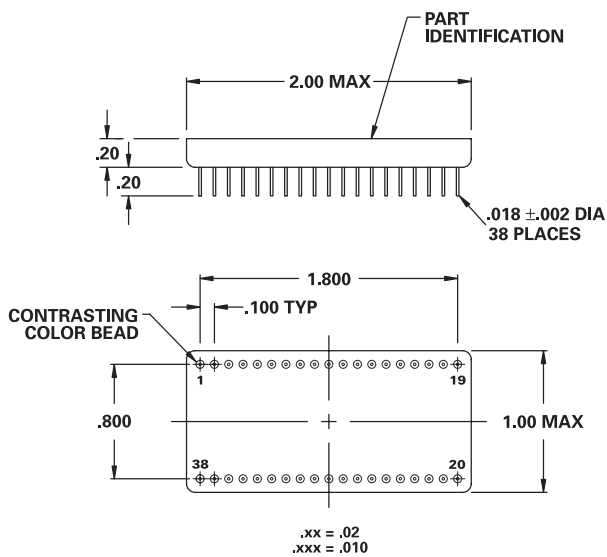
GaAs 7 Section Attenuator

FEATURES

- 5- 1200 MHz
- 20 nSec Switching Speed
- 0.5 dB LSB, 63.5 dB Range
- TTL Control
- 38 Pin DIP

• See DA0887 for Single +5V Supply Version

7 BIT



GUARANTEED PERFORMANCE

Parameter	Min	Typ	Max	Units	Conditions
Operating Frequency	5		1200	MHz	
DC Current		15	30	mA	At +5 VDC Supply
		20	35	mA	At -15 VDC Supply
Control Type		TTL			7 Line Logic "0" = Thru Logic "1" = Attenuation
Control Current	High	0	±20	µA	V _{IH} = +2.7 V
	Low	0	±20	µA	V _{IL} = +0.5 V
Insertion Loss		7.1	9.0	dB	
Phase Change Vs. Attenuation		+2.6	±5	DEG	DC - 500 MHz
		+4.7	±8	DEG	500 - 1000 MHz (up to 15.5 dB of Atten.)
Attenuation	LSB	0	0.5	dB	0.5, 1, 2, 4, 8, 16, 32
	Range		63.5	dB	± (0.25 dB +2% of Atten. Setting in dB)
	Accuracy			dB	
VSWR		1.2/1	1.35/1		
Impedance		50		OHMS	
Switching Speed		60	100	nSec	50% TTL to 90% / 10% RF
Transition (Rise/Fall) Time		20		nSec	90% / 10% or 10% / 90% RF
Switching (Video) Transients		100		mV	Peak Value
Intercept Points	2nd	+63		dBm	70 MHz / 50 MHz
	3rd	+43		dBm	70 MHz / 50 MHz
RF Power	Operate	+8	+3	dBm	0.1 dB Comp. Below 50 MHz
	No Damage	+17	+13	dBm	0.1 dB Comp. Above 50 MHz
		+24	+24	dBm	
Operating Temperature	-55	+25	+125	°C	TA