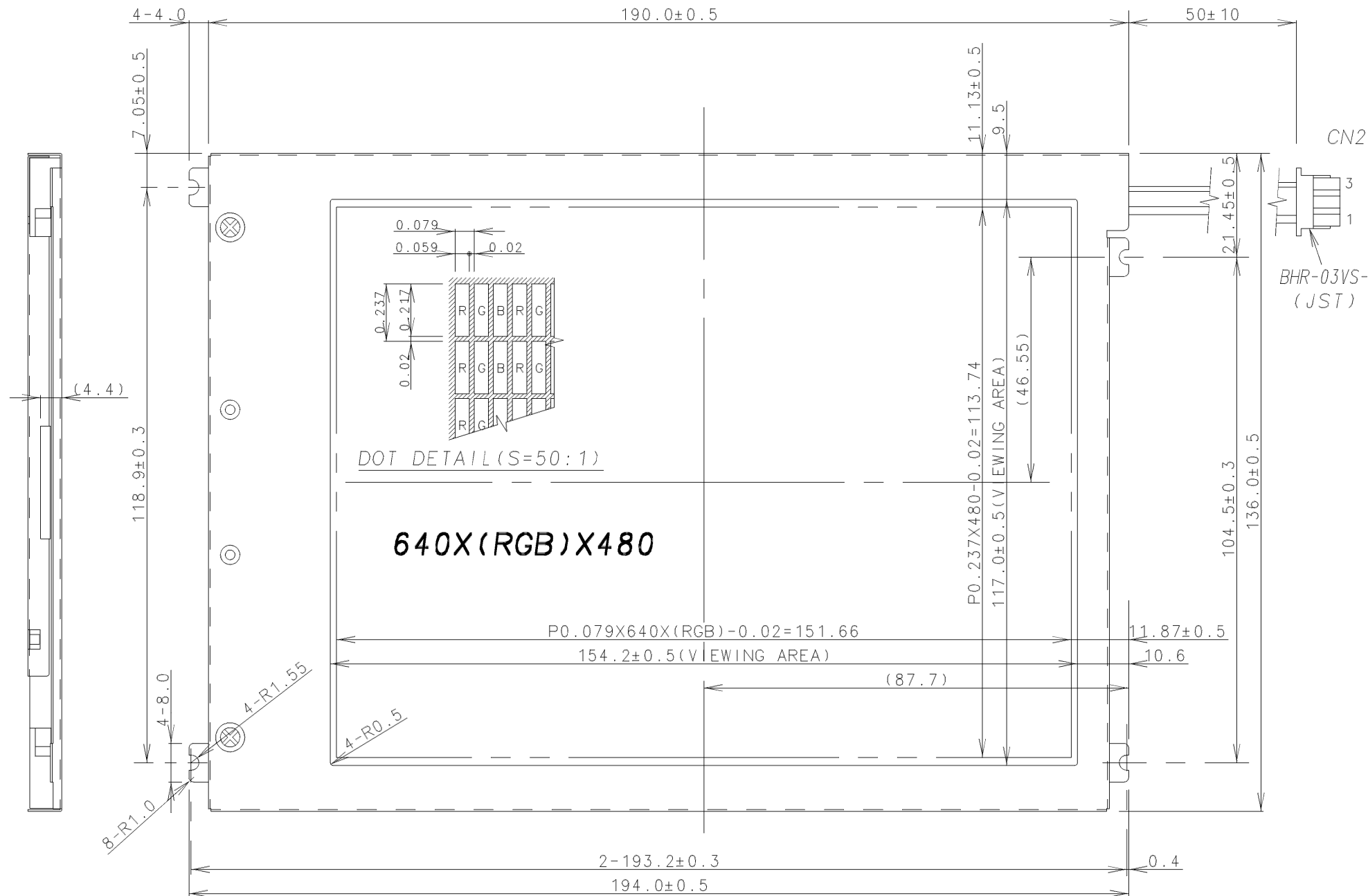
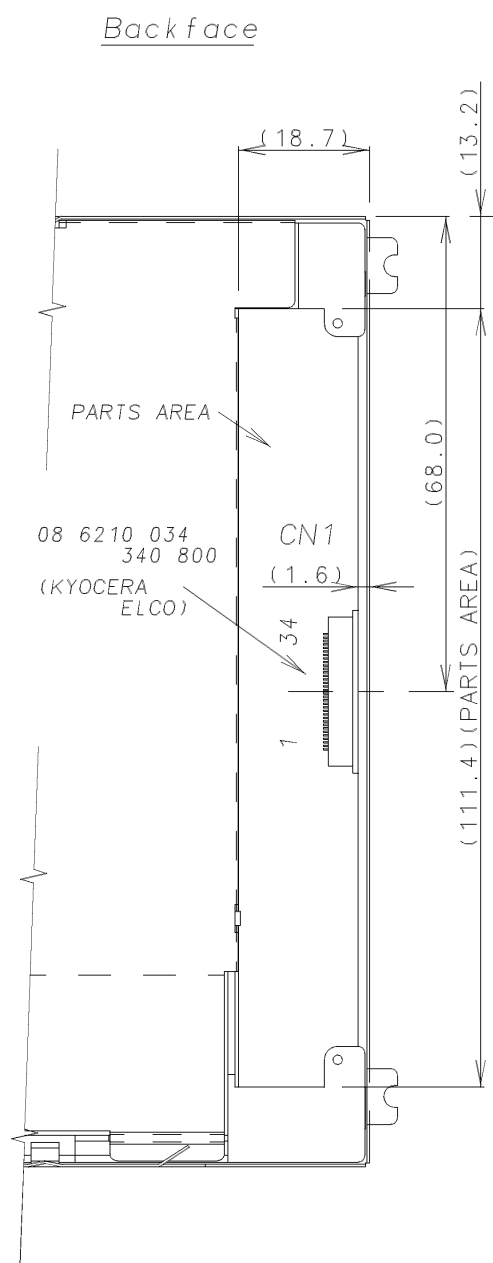


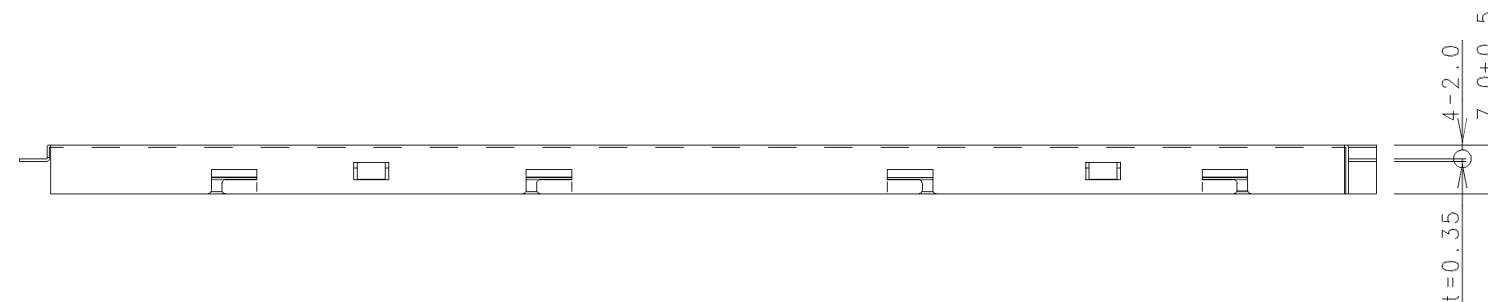
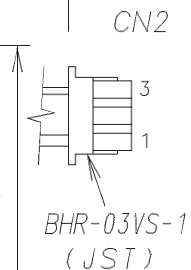


ISSUE	REVISIONS	DRAWN	APPROVED	DATE
△				



CN1

No.	SYMBOL
1	GND
2	GND
3	FLM
4	LP
5	CP
6	NC
7	DISPOFF
8	VCC1
9	VCC1
10	VCC2
11	VCC2
12	GND
13	GND
14	VCONT
15	DU0
16	DU1
17	DU2
18	DU3
19	DU4
20	DU5
21	DU6
22	DU7
23	GND
24	GND
25	DL0
26	DL1
27	DL2
28	DL3
29	DL4
30	DL5
31	DL6
32	DL7
33	GND
34	GND



CN2

No.	SYMBOL
1	HOT
2	NC
3	LGND

TOLERANCE			THIRD ANGLE PROJECTION	DATE May. 21'99	OPTREX CORPORATION
MEASURE	A	B			
L≤16	±0.1	±0.3	±1	UNIT mm	APPROVED H.Morosawa
16<L≤63	±0.2	±0.5	±1.5		
63<L≤250	±0.3	±0.8	±2	SCALE 1:1	CHECKED S.Kuwabara
250<L≤500	±0.5	±1.2	±3		
500<L	±0.8	±2	±4	DRAWN Y.YAMAGUCHI	DWG NO UE-300944
ANGLE	±1°	±5°	±10°		