


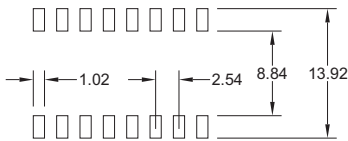
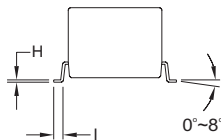
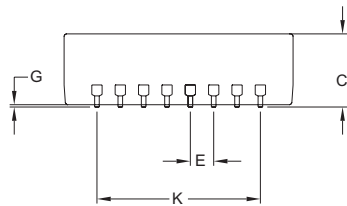
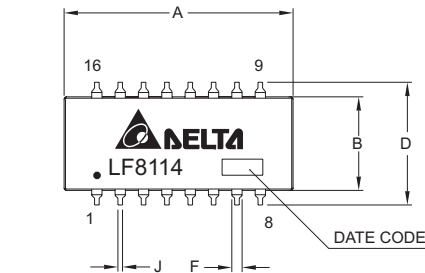
Networking Components



ELECTRICAL CHARACTERISTICS @25°C

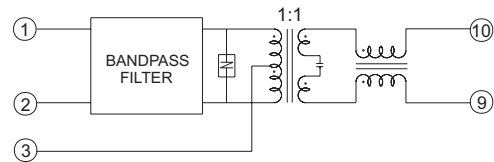
Hi-Pot Test @60Sec, 1500Vrms					
Model	Filter Type	Insertion Loss (dB Max)	Cut-Off Freq. (Mhz)	Attenuation (dB Min)	Return Loss (dB Min)
LF8114	BandPass Filter	6~9MHz -3.0	9~10 5.2~5.8	-60 (1MHz) -50 (27MHz)	6~9MHz -10

MECHANICAL CONSTRUCTION



- UNIT : mm / inch
- A = 25.40±0.254 / 1.000±0.010
 - B = 9.91±0.254 / 0.390±0.010
 - C = 8.90±0.254 / 0.350±0.010
 - D = 12.70±0.254 / 0.500±0.010
 - E = 2.54 / 0.100 (TYP)
 - F = 1.20±0.127 / 0.047±0.005
 - G = 0.254±0.127 / 0.010±0.005
 - H = 0.254 / 0.010 (TYP)
 - I = 0.635±0.254 / 0.025±0.010
 - J = 0.50±0.127 / 0.020±0.005
 - K = 17.78 / 0.700 (TYP)

SCHEMATICS



DELTA ELECTRONICS, INC.

(TAOYUAN PLANT CPBG) 252, SAN YING ROAD, KUEI SAN INDUSTRIAL ZONE, TAOYUAN SHIEN, TAIWAN, R.O.C.
 TEL: 886-3-3591968; FAX: 886-3-3591991
[Http://www.deltaww.com/products/networking](http://www.deltaww.com/products/networking)