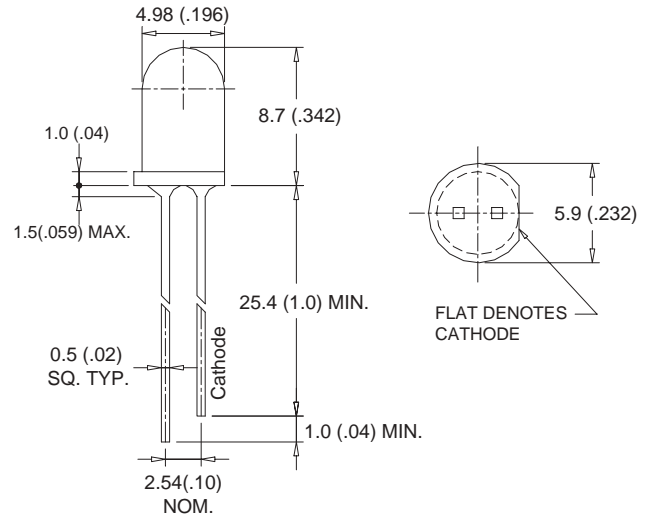


LTR	REVISION	DATE	APPD
E	011706-RM04:ADD RADIANT INTENSITY	01-18-06	RM

Features:

1. Chip material: InGaN / SiC
2. Emitted color : Ultraviolet
3. Lens Appearance : Water Clear
4. Low power consumption.
5. High efficiency.
6. Versatile mounting on P.C. board or panel.
7. Low current requirement.
8. 5mm diameter package
9. This product doesn't contain restricted substances, complies with ROHS standards.

Package dimensions:



Applications:

1. TV sets
2. Monitor
3. Telephones
4. Computer
5. Circuit board

Notes:

1. All dimensions are in millimeters (inches).
2. Tolerance is $\pm 0.25\text{mm}$ (0.01") unless otherwise specified.
3. Lead spacing is measured where the leads emerge from the package
4. Specifications are subject to change without notice.

! CAUTION

- This UV LED during operation radiates intense UV light.
- Do not look directly into the UV light during operation of device. This can be harmful to the eyes even for brief period due to the intense UV light.
- If viewing the UV light is necessary, please use UV filtered glasses to avoid damage by the UV light.
- If the UV LED in your product might be viewed directly, please affix a caution label to your product to that effect.

Avoid direct eye exposure to UV light.
Keep out of reach of children.

Absolute maximum ratings(Ta=25°C)

Parameter	Symbol	Rating	Unit
Power Dissipation	Pd	120	mW
Forward Current	I _F	30	mA
Peak Forward Current*	I _{FP}	150	mA
Reverse Voltage	V _R	5	V
Operating Temperature	Topr	-40°C~80°C	°C
Storage Temperature	T _{stg}	-40°C~80°C	°C
Soldering Temperature	T _{sol}	260°C (for 5 seconds)	°C

* Condition for I_{fp} is pulse of 1/10 duty and 0.1msec width.

<p>LEDTRONICS, INC.™ 23105 KASHIWA COURT TORRANCE, CA 90505</p>	<p>-PROPRIETARY- This document contains Proprietary information of LEDTRONICS, INC.™ It may not be copied, used or disclosed for any purpose without the prior express written consent of LEDTRONICS, INC.™</p>	<p>TITLE L200CUV405-12D</p>				
	<p>DWG NO DSDC0274</p>	<p>SCALE NTS</p>	<p>SHEET 1 OF 2</p>	<p>DATE 09-26-01</p>		
	<p>CODE IDENT NO. 8Z410</p>	<p>DWG BY RM</p>	<p>CHK BY PL 01-23-06</p>	<p>QA GZ 01-23-06</p>	<p>MFG</p>	<p>CUSTOMER</p>
	<p>.XXX ± .010 TOLERANCE PER ANSI-Y14.5 .XX ± .025 (UNLESS OTHERWISE STATED) ANGLES ± 0°, 30' FRACT. ± 1/32</p>					

Electrical and optical characteristics(Ta=25°C)

Parameter	Symbol	Condition	Min.	Typ	Max.	Unit
Forward Voltage	V	I _F =20mA	-	3.5	4.0	V
Luminous Intensity	I _v	I _F =20mA	-	55	-	mcd
Radiant intensity		I _F =20mA	-	48000	-	uW/sr
Reverse Current	I _R	V _R =5V	-	-	100	uA
Peak Wavelength	λ _p	I _F =20mA	-	405	-	nm
Dominant Wavelength	λ _d	I _F =20mA	400	-	410	nm
Chromaticity Coordinates	X	I _F =20mA	-	0.171	-	
	Y	I _F =20mA	-	0.006	-	
Spectral Line Half-width	Δλ	I _F =20mA	-	26	-	nm
Viewing Angle	2θ _{1/2}	I _F =20mA	-	15	-	deg

Typical electro-optical characteristics curves

Fig.1 Relative intensity vs. Wavelength

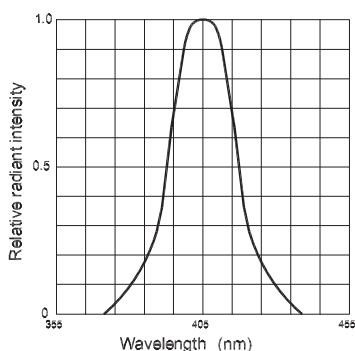


Fig.2 Forward current derating curve vs. Ambient temperature

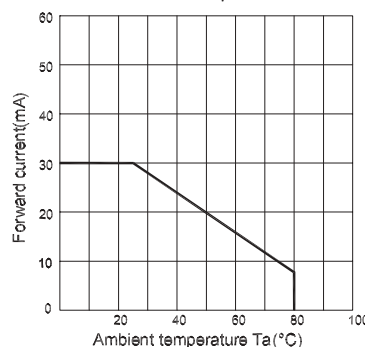


Fig.3 Forward current vs. Forward voltage

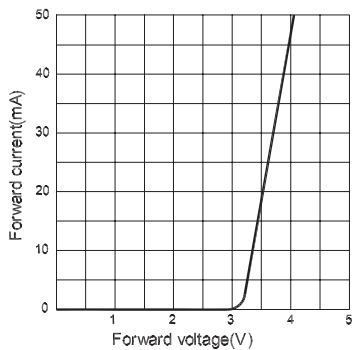


Fig.4 Relative luminous intensity vs. Ambient temperature

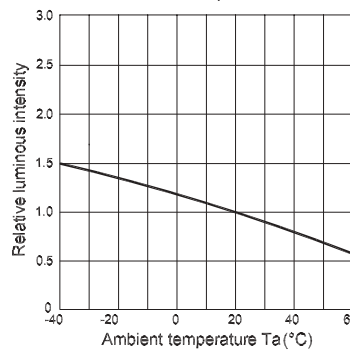


Fig.5 Relative luminous intensity vs. Forward current

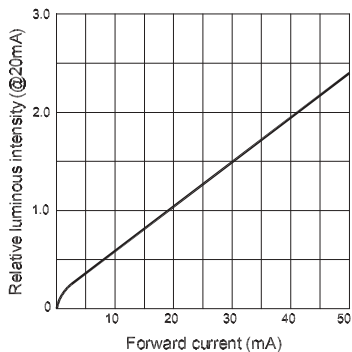
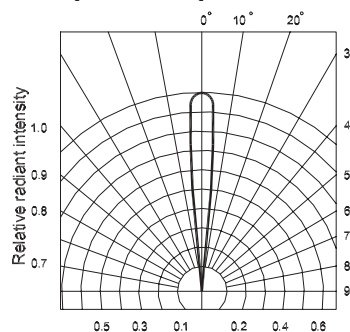


Fig.6 Radiation diagram



LED[®]
LEDTRONICS, INC.™
 23105 KASHIWA COURT
 TORRANCE, CA 90505

-PROPRIETARY-
 This document contains Proprietary information of LEDTRONICS, INC.™
 It may not be copied, used or disclosed for any purpose without the prior express written consent of LEDTRONICS, INC.™

.XXX ± .010 TOLERANCE PER ANSI-Y14.5
 .XX ± .025 (UNLESS OTHERWISE STATED)
 ANGLES ± 0°, 30'
 FRACT. ± 1/32

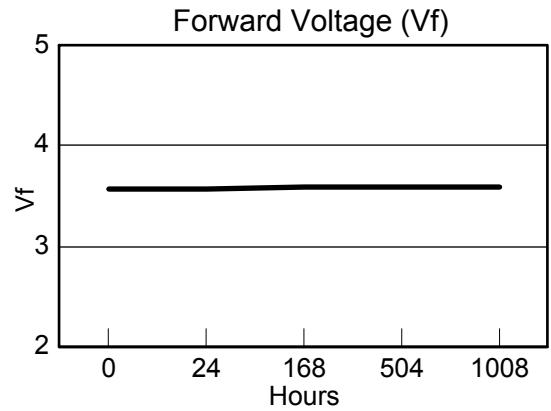
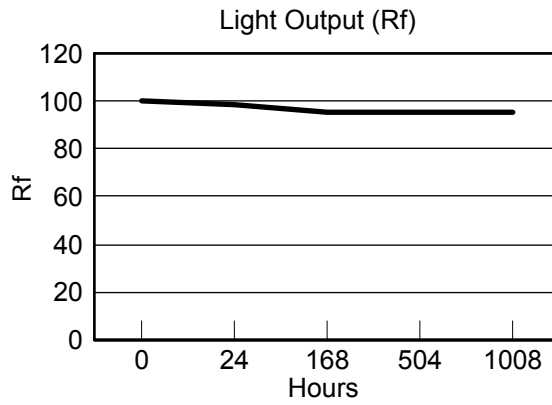
TITLE **L200CUV405-12D SPECTRAL CURVES**

DWG NO	SCALE	SHEET	DATE
DSDC0274-A	1:1	2 OF 2	10-06-05

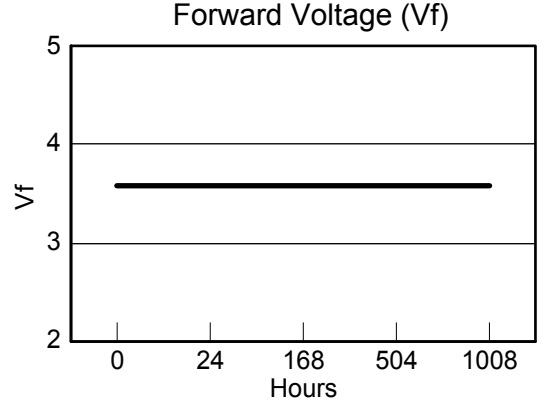
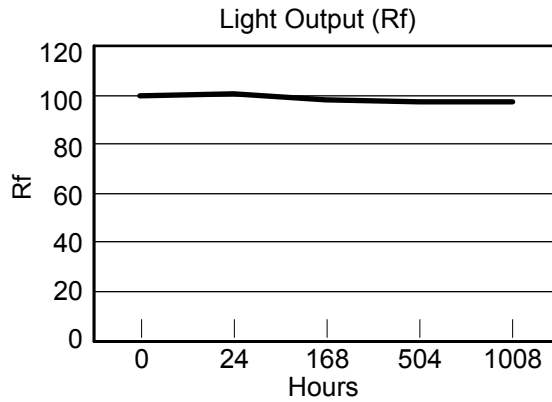
CODE IDENT NO.	DWG BY	CHK BY	QA	MNFG	CUSTOMER
8Z410	RM				

Reliability Summary: MB UV

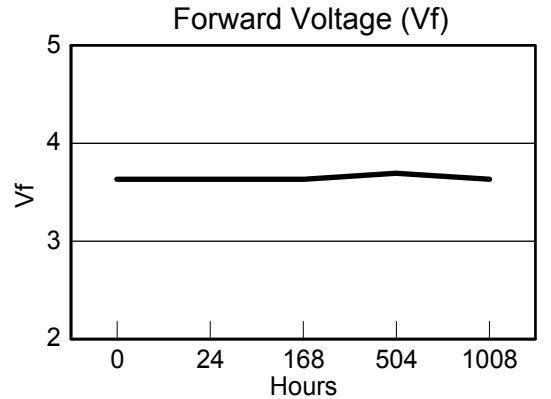
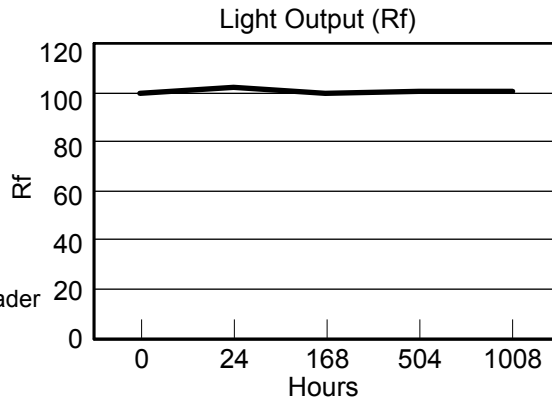
HTOL
20 mA DC
100°C
85% RH
Au-Plated Header



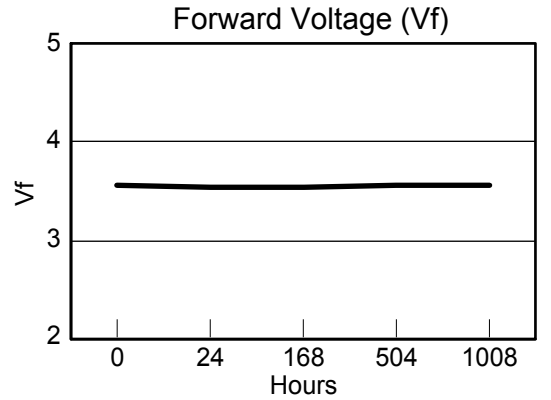
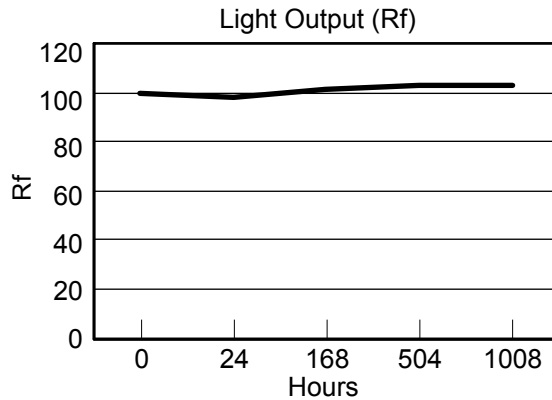
RTOL
30 mA DC
25°C
Pkg: TO-39
Au-Plated Header



WHTOL
10 mA DC
85°C
85% RH
Pkg: TO-39 Au-Plated Header



LTOL
20 mA DC
-40°C
Pkg: TO-39
Au-Plated Header



-PROPRIETARY-
This document contains Proprietary information of LEDTRONICS, INC. It may not be copied, used or disclosed for any purpose without the prior express written consent of LEDTRONICS, INC.


.XXX ± .010 TOLERANCE PER ANSI-Y14.5
.XX ± .025 (UNLESS OTHERWISE STATED)
ANGLES ± 0°,30'
FRACT. ± 1/32

TITLE **ULTRAVIOLET LED RELIABILITY**
MB UV: Chips C395-MB290, C405-MB290


DWG NO QA0042	SCALE	SHEET 1 OF 1	DATE 05-23-06
CODE IDENT NO. 8Z410	DWG BY JAG	CHK BY QA	MNFG CUSTOMER

LTR	REVISION	DATE	APPD
-	RELEASED	03-10-00	JCH

ULTRAVIOLET LIGHT SAFETY PROCEDURE



INSPECTORS AND OTHER
PERSONS VIEWING
ULTRAVIOLET LIGHT **MUST**
WEAR PROPER PROTECTIVE
EYEWEAR



WILLSON UV GLASSES
PART # F117501

	<h2>CAUTION</h2>
	<ul style="list-style-type: none"> ◦ This UV LED during operation radiates intense UV light. ◦ Do not look directly into the UV light during operation of device. This can be harmful to the eyes even for brief period due to the intense UV light. ◦ If viewing the UV light is necessary, please use UV filtered glasses to avoid damage by the UV light. ◦ If the UV LED in your product might be viewed directly, please affix a caution label to your product to that effect. <p style="text-align: center;">Avoid direct eye exposure to UV light. Keep out of reach of children.</p>

**NORMAL SUNGLASSES WILL NOT
PROTECT YOU FROM UV LIGHT
DAMAGE.**

**YOU MUST USE THE APPROVED UV
GLASSES**

**ONLY THOSE PERSONS WHO HAVE COMPLETED UV TESTING
CERTIFICATION ARE TO VIEW THIS PRODUCT**

**THE SAFETY OF ALL EMPLOYEES IS THE UTMOST CONCERN OF
LEDTRONICS**

LED[®]
LEDTRONICS, INC.[®]
23105 KASHIWA COURT
TORRANCE, CA 90505

-PROPRIETARY-
This document contains Proprietary
information of LEDTRONICS, INC.
It may not be copied, used or disclosed
for any purpose without the prior express
written consent of LEDTRONICS, INC.

.XXX ± .010 TOLERANCE PER ANSI-Y14.5
.XX ± .025 (UNLESS OTHERWISE STATED)
ANGLES ± 0°, 30'
FRACT. ± 1/32

TITLE
UV LIGHT TESTING INSTRUCTIONS

DWG NO	SCALE	SHEET	DATE
QA0028	NTS	1 OF 1	03-10-00
CODE IDENT NO.	DWG BY	CHK BY	QA CG
8Z410	JCH		08-09-00
			MFG RA
			12-01-00
			CUSTOMER