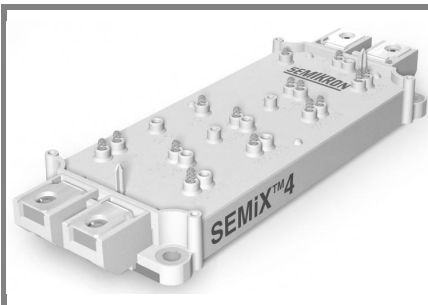


SEMiX 604GB126HDs



SEMiX® 4s

Trench IGBT Modules

SEMiX 604GB126HDs

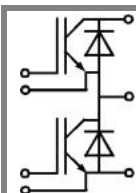
Target Data

Features

- Homogeneous Si
- Trench = Trenchgate technology
- $V_{CE(sat)}$ with positive temperature coefficient
- High short circuit capability

Typical Applications

- AC inverter drives
- UPS
- Electronic welders

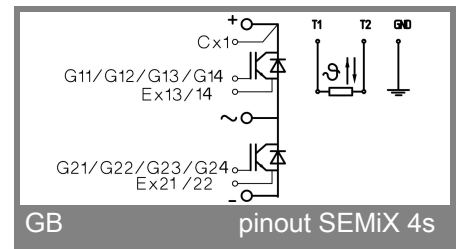
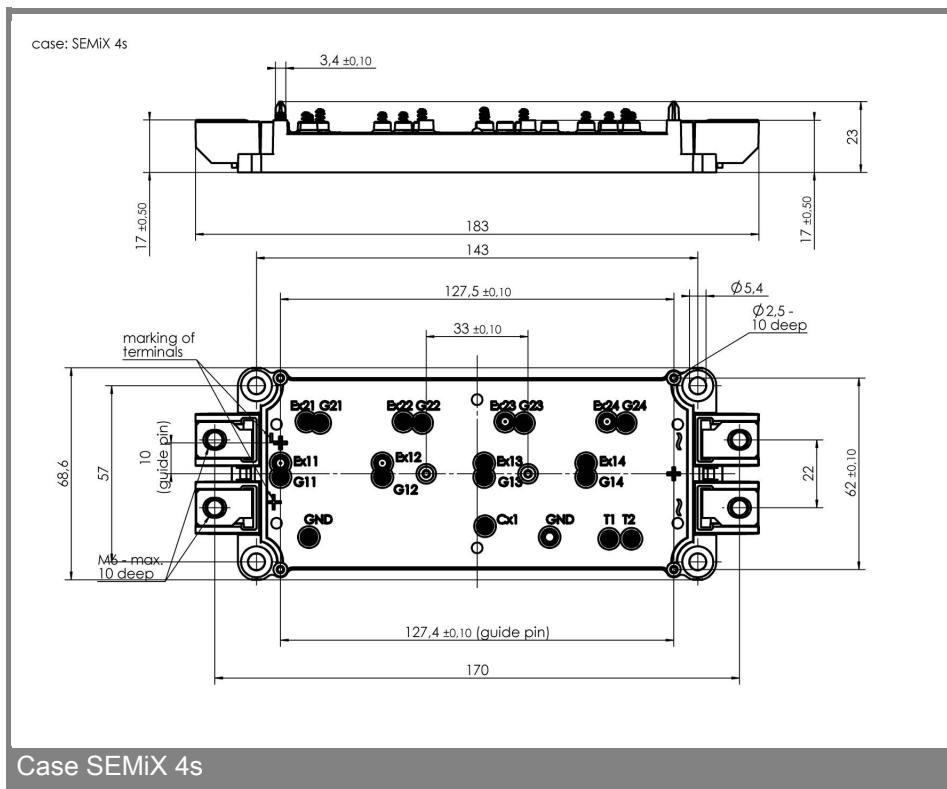


GB

Absolute Maximum Ratings		$T_c = 25\text{ °C}$, unless otherwise specified	
Symbol	Conditions	Values	Units
IGBT			
V_{CES}		1200	V
I_C	$T_c = 25\text{ (80) °C}$	620 (440)	A
I_{CRM}	$t_p = 1\text{ ms}$	800	A
V_{GES}		± 20	V
T_{vj} (T_{stg})	$T_{OPERATION} \leq T_{stg}$	- 40 ... + 150 (125)	°C
V_{isol}	AC, 1 min.	4000	V
Inverse diode			
I_F	$T_c = 25\text{ (80) °C}$	500 (340)	A
I_{FRM}	$t_p = 1\text{ ms}$	800	A
I_{FSM}	$t_p = 10\text{ ms; sin.; } T_j = 25\text{ °C}$	2500	A

Characteristics		$T_c = 25\text{ °C}$, unless otherwise specified			
Symbol	Conditions	min.	typ.	max.	Units
IGBT					
$V_{GE(th)}$	$V_{GE} = V_{CE}, I_C = 16\text{ mA}$	5	5,8	6,5	V
I_{CES}	$V_{GE} = 0, V_{CE} = V_{CES}, T_j = 25\text{ (125) °C}$			3	mA
$V_{CE(TO)}$	$T_j = 25\text{ (125) °C}$		1 (0,9)	1,2 (1,1)	V
r_{CE}	$V_{GE} = 15\text{ V}, T_j = 25\text{ (125) °C}$		1,75 (2,75)	2,4 (3,4)	mΩ
$V_{CE(sat)}$	$I_{Cnom} = 400\text{ A}, V_{GE} = 15\text{ V}, T_j = 25\text{ (125) °C}$, chip level		1,7 (2)	2,15 (2,45)	V
C_{ies}	under following conditions		28,8		nF
C_{oes}	$V_{GE} = 0, V_{CE} = 25\text{ V}, f = 1\text{ MHz}$		1,5		nF
C_{res}			1,3		nF
L_{CE}			22		nH
$R_{CC'+EE'}$	terminal-chip, $T_c = 25\text{ (125) °C}$				mΩ
$t_{d(on)}/t_r$	$V_{CC} = 600\text{ V}, I_{Cnom} = 400\text{ A}$				ns
$t_{d(off)}/t_f$	$V_{GE} = \pm 15\text{ V}$				ns
$E_{on} (E_{off})$	$R_{Gon} = R_{Goff} = \Omega, T_j = 125\text{ °C}$		36 (64)		mJ
Inverse diode					
$V_F = V_{EC}$	$I_{Fnom} = 400\text{ A}; V_{GE} = 0\text{ V}; T_j = 25\text{ (125) °C}$, chip level		1,6 (1,6)	1,8 (1,8)	V
$V_{(TO)}$	$T_j = 25\text{ (125) °C}$		1 (0,8)	1,1 (0,9)	V
r_T	$T_j = 25\text{ (125) °C}$		1,5 (2)	1,8 (2,3)	mΩ
I_{RRM}	$I_{Fnom} = 400\text{ A}; T_j = 25\text{ (125) °C}$				A
Q_{rr}	$di/dt = \text{A}/\mu\text{s}$				μC
E_{rr}	$V_{GE} = -15\text{ V}$				mJ
Thermal characteristics					
$R_{th(j-c)}$	per IGBT			0,06	K/W
$R_{th(j-c)D}$	per Inverse Diode			0,13	K/W
$R_{th(j-c)FD}$	per FWD				K/W
$R_{th(c-s)}$	per module		0,03		K/W
Temperature sensor					
R_{25}	$T_c = 25\text{ °C}$		5 ±5%		kΩ
$B_{25/85}$	$R_2 = R_1 \exp[B(1/T_2 - 1/T_1)]$; T[K]; B		3420		K
Mechanical data					
M_s/M_t	to heatsink (M5) / for terminals (M6)	3/2,5		5 / 5	Nm
w			390		g

SEMiX 604GB126HDs



This is an electrostatic discharge sensitive device (ESDS), international standard IEC 60747-1, Chapter IX.

This technical information specifies semiconductor devices but promises no characteristics. No warranty or guarantee expressed or implied is made regarding delivery, performance or suitability.