



**Features**

- High volumetric efficiency
- Non-linear capacitance change
- High insulation resistance
- High pulse strength



**Applications**

- Blocking and coupling
- Decoupling
- Interference suppression

**Termination**

- For soldering: Nickel-barrier termination (Ni) for case sizes 0402 to 1210  
Silver-palladium termination (AgPd) for case sizes 1812 and 2220 (capacitance values  $\leq 1 \mu\text{F}$ )
- For conductive adhesion: Silver-palladium termination (AgPd) for all case sizes on request

**Options**

- Alternative capacitance tolerances available on request

**Delivery mode**

- Cardboard and blister tape (blister tape for chip thickness  $\geq 1,2 \pm 0,1 \text{ mm}$  and case sizes  $\geq 1210$ ), 180-mm and 330-mm reel available
- Bulk case for case sizes 0603 (16 V, 25 V, 50 V) and 0805 (50 V)

**Electrical data**

Temperature characteristic		X7R	
Climatic category (IEC 60068-1)		55/125/56	
Standard		EIA	
Dielectric		Class 2	
Rated voltage <sup>1)</sup>	$V_R$	10, 16, 25, 50, 100, 200, 500	VDC
Test voltage	$V_{\text{test}}$	$2,5 \cdot V_R/5 \text{ s}$	VDC
Capacitance range <sup>2)</sup> / E series	$C_R$	100 pF ... 1 $\mu\text{F}$ (E3/E6)	
Max. relative capacitance change	$\Delta C/C$	$\pm 15$	%
Dissipation factor (limit value)	$\tan \delta$	$< 25 \cdot 10^{-3}$ $< 35 \cdot 10^{-3}$ for $\leq 25 \text{ V}$	
Insulation resistance <sup>3)</sup> at + 25 °C	$R_{\text{ins}}$	$> 10^5$	M $\Omega$
Insulation resistance <sup>3)</sup> at +125 °C	$R_{\text{ins}}$	$> 10^4$	M $\Omega$
Time constant <sup>3)</sup> at + 25 °C	$\tau$	$> 1000$	s
Time constant <sup>3)</sup> at +125 °C	$\tau$	$> 100$	s
Operating temperature range	$T_{\text{op}}$	-55 ... +125	°C
Ageing <sup>4)</sup>		yes	

1) Note: No operation on AC line.

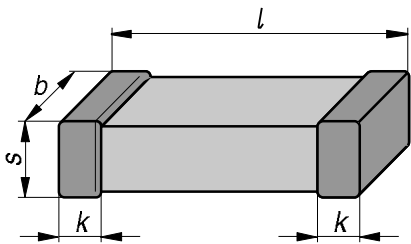
2) See also chapter "HighCap", page 57.

3) For  $C_R > 10 \text{ nF}$  the time constant  $\tau = C \cdot R_{\text{ins}}$  is given.

4) Refer to chapter "General Techn. Inform.", page 197.


**Capacitance tolerances**

Code letter	J	K (standard)	M
Tolerance	±5%	±10%	±20%

**Dimensional drawing**


KKE0329-N

**Dimensions (mm)**

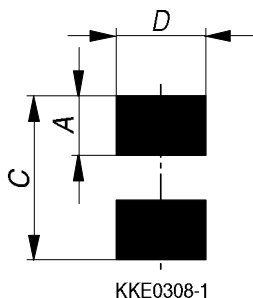
Case size (inch) (mm)	0402 1005	0603 1608	0805 2012	1206 3216
<i>l</i>	1,0 ± 0,10	1,6 ± 0,15	2,0 ± 0,20	3,2 ± 0,20
<i>b</i>	0,5 ± 0,05	0,8 ± 0,10	1,25 ± 0,15	1,6 ± 0,15
<i>s</i>	0,5 ± 0,05	0,8 ± 0,10	1,35 max.	1,30 max.
<i>k</i>	0,1 – 0,4	0,1 – 0,4	0,13 – 0,75	0,25 – 0,75

Case size (inch) (mm)	1210 3225	1812 4532	2220 5750
<i>l</i>	3,2 ± 0,30	4,5 ± 0,30	5,7 ± 0,40
<i>b</i>	2,5 ± 0,30	3,2 ± 0,30	5,0 ± 0,40
<i>s</i>	1,70 max.	1,30 max.	1,30 max.
<i>k</i>	0,25 – 0,75	0,25 – 1,0	0,25 – 1,0

Tolerances to CECC 32101-801



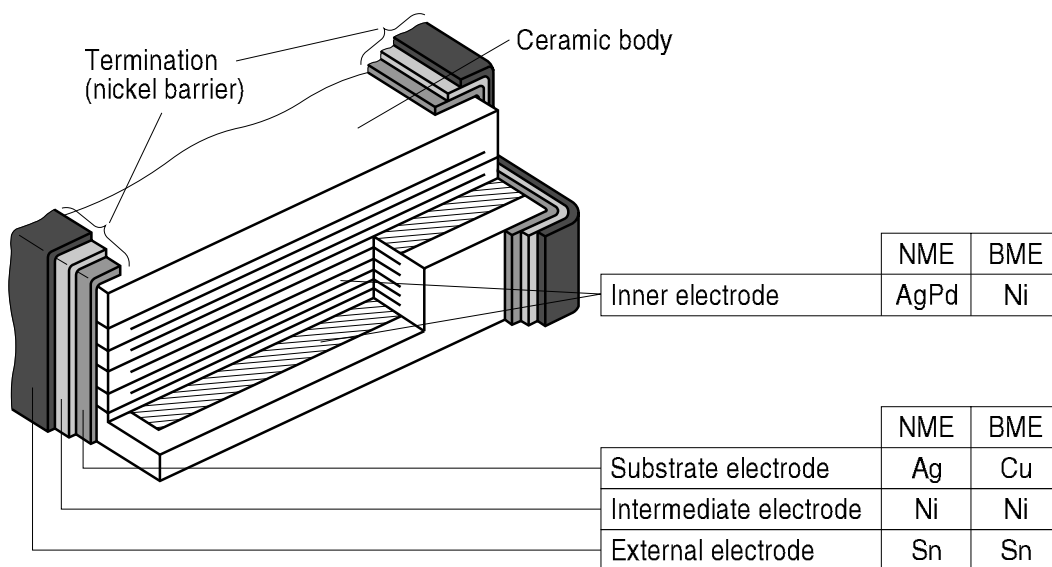
Recommended solder pad



Maximum dimensions (mm)

Case size	(inch/mm)	Type	A	C	D
0402/1005		single chip	0,6	1,7	0,6
0603/1608		single chip	1,0	3,0	1,0
0805/2012		single chip	1,2	3,4	1,3
1206/3216		single chip	1,2	4,5	1,8
1210/3225		single chip	1,2	4,5	2,8
1812/4532		single chip	1,5	6,0	3,6
2220/5750		single chip	1,5	7,2	5,5

Termination



NME: Noble Metal Electrode  
 BME: Base Metal Electrode

KKE0485-5-E


**Product range chip capacitors**

		X7R								
Size <sup>1)</sup> inch mm	0402 1005				0603 1608					
	B37921				B37931					
Type										
$V_R$ (VDC)	10	16	25	50	10	16	25	50	100	
$C_R$										
100 pF										
150 pF										
220 pF										
330 pF										
470 pF										
680 pF										
1,0 nF										
1,5 nF										
2,2 nF										
3,3 nF										
4,7 nF										
6,8 nF										
10 nF										
15 nF										
22 nF										
33 nF										
47 nF										
68 nF										
100 nF										
150 nF										
220 nF					2)					

1)  $l \times b$  (inch) /  $l \times b$  (mm)

2) HighCap product range see page 57.



Product range chip capacitors

X7R											
Size <sup>1)</sup> inch	0805 2012					1206 3216					
mm	B37941					B37872					
Type	B37941					B37872					
$V_R$ (VDC)	16	25	50	100	200	16	25	50	100	200	500
$C_R$											
100 pF											
220 pF											
330 pF											
470 pF											
680 pF											
820 pF											
1,0 nF											
1,5 nF											
2,2 nF											
3,3 nF											
4,7 nF											
6,8 nF											
10 nF											
15 nF											
22 nF											
33 nF											
47 nF											
68 nF											
100 nF											
150 nF											
220 nF	2)	2)						2)			
330 nF	2)							2)	2)		
470 nF	2)							2)	2)		
1,0 µF	2)					2)	2)				
2,2 µF						2)					
4,7 µF						2)					

1)  $l \times b$  (inch) /  $l \times b$  (mm)

2) HighCap product range see page 57.


**Product range chip capacitors**

		X7R							
Size <sup>1)</sup> inch mm	1210 3225					1812 4532	2220 5750		
	B37950					B37953	B37956		
Type									
$V_R$ (VDC)	25	50	100	200	500	50	50		
$C_R$									
1,0 nF									
1,5 nF									
2,2 nF									
3,3 nF									
3,9 nF									
4,7 nF									
6,8 nF									
10 nF									
15 nF									
22 nF									
33 nF									
47 nF									
68 nF									
100 nF									
150 nF									
220 nF									
330 nF									
470 nF									
1,0 $\mu$ F		2)							
2,2 $\mu$ F	2)								

1)  $l \times b$  (inch) /  $l \times b$  (mm)

2) HighCap product range see page 57.

**Ordering codes and packing for X7R, 10, 16, 25 and 50 VDC, nickel-barrier terminations**

$C_R$ <sup>1)</sup>	Ordering code <sup>2)</sup>	Chip thickness mm	Cardboard tape, Ø 180-mm reel	Cardboard tape, Ø 330-mm reel
			** $\triangleq$ 60	** $\triangleq$ 70
			pcs/reel	pcs/reel
<b>Case size 0402, 10 VDC</b>				
33 nF	B37921K8333K0**	0,5 ± 0,05	10000	50000
47 nF	B37921K8473K0**	0,5 ± 0,05	10000	50000
<b>Case size 0402, 16 VDC</b>				
10 nF	B37921K9103K0**	0,5 ± 0,05	10000	50000
22 nF	B37921K9223K0**	0,5 ± 0,05	10000	50000
<b>Case size 0402, 25 VDC</b>				
4,7 nF	B37921K0472K0**	0,5 ± 0,05	10000	50000
6,8 nF	B37921K0682K0**	0,5 ± 0,05	10000	50000
<b>Case size 0402, 50 VDC</b>				
220 pF	B37921K5221K0**	0,5 ± 0,05	10000	50000
470 pF	B37921K5471K0**	0,5 ± 0,05	10000	50000
1,0 nF	B37921K5102K0**	0,5 ± 0,05	10000	50000
2,2 nF	B37921K5222K0**	0,5 ± 0,05	10000	50000
3,3 nF	B37921K5332K0**	0,5 ± 0,05	10000	50000

1) Other capacitance values on request.

2) The table contains the ordering codes for the standard capacitance tolerance.  
For other available capacitance tolerances see page 38.




**Ordering codes and packing for X7R, 16 and 25 VDC, nickel-barrier terminations**

$C_R$ <sup>1)</sup>	Ordering code <sup>2)</sup>	Chip thickness mm	Cardboard tape, Ø 180-mm reel	Cardboard tape, Ø 330-mm reel	Bulk case
			** $\triangleq$ 60	** $\triangleq$ 70	** $\triangleq$ 01
			pcs/reel	pcs/reel	pcs

**Case size 0603, 16 VDC**

22 nF	B37931K9223K0**	0,8 ± 0,1	4000	16000	15000
33 nF	B37931K9333K0**	0,8 ± 0,1	4000	16000	15000
47 nF	B37931K9473K0**	0,8 ± 0,1	4000	16000	15000
68 nF	B37931K9683K0**	0,8 ± 0,1	4000	16000	15000
100 nF	B37931K9104K0**	0,8 ± 0,1	4000	16000	15000

**Case size 0603, 25 VDC**

10 nF	B37931K0103K0**	0,8 ± 0,1	4000	16000	15000
15 nF	B37931K0153K0**	0,8 ± 0,1	4000	16000	15000
22 nF	B37931K0223K0**	0,8 ± 0,1	4000	16000	15000
33 nF	B37931K0333K0**	0,8 ± 0,1	4000	16000	15000
47 nF	B37931K0473K0**	0,8 ± 0,1	4000	16000	15000
68 nF	B37931K0683K0**	0,8 ± 0,1	4000	16000	15000
100 nF	B37931K0104K0**	0,8 ± 0,1	4000	16000	15000

1) Other capacitance values on request.

2) The table contains the ordering codes for the standard capacitance tolerance.  
For other available capacitance tolerances see page 38.

**Ordering codes and packing for X7R, 50 and 100 VDC, nickel-barrier terminations**

$C_R$ <sup>1)</sup>	Ordering code <sup>2)</sup>	Chip thickness mm	Cardboard tape, Ø 180-mm reel	Cardboard tape, Ø 330-mm reel	Bulk case
			** $\triangleq$ 60	** $\triangleq$ 70	** $\triangleq$ 01
			pcs/reel	pcs/reel	pcs

**Case size 0603, 50 VDC**

220 pF	B37931K5221K0**	0,8 ± 0,1	4000	16000	15000
330 pF	B37931K5331K0**	0,8 ± 0,1	4000	16000	15000
470 pF	B37931K5471K0**	0,8 ± 0,1	4000	16000	15000
680 pF	B37931K5681K0**	0,8 ± 0,1	4000	16000	15000
1,0 nF	B37931K5102K0**	0,8 ± 0,1	4000	16000	15000
1,5 nF	B37931K5152K0**	0,8 ± 0,1	4000	16000	15000
2,2 nF	B37931K5222K0**	0,8 ± 0,1	4000	16000	15000
3,3 nF	B37931K5332K0**	0,8 ± 0,1	4000	16000	15000
4,7 nF	B37931K5472K0**	0,8 ± 0,1	4000	16000	15000
6,8 nF	B37931K5682K0**	0,8 ± 0,1	4000	16000	15000
10 nF	B37931K5103K0**	0,8 ± 0,1	4000	16000	15000
15 nF	B37931K5153K0**	0,8 ± 0,1	4000	16000	15000
22 nF	B37931K5223K0**	0,8 ± 0,1	4000	16000	15000
33 nF	B37931K5333K0**	0,8 ± 0,1	4000	16000	15000
47 nF	B37931K5473K0**	0,8 ± 0,1	4000	16000	15000

**Case size 0603, 100 VDC**

100 pF	B37931K1101K0**	0,8 ± 0,1	4000	16000	—
150 pF	B37931K1151K0**	0,8 ± 0,1	4000	16000	—
220 pF	B37931K1221K0**	0,8 ± 0,1	4000	16000	—
330 pF	B37931K1331K0**	0,8 ± 0,1	4000	16000	—
470 pF	B37931K1471K0**	0,8 ± 0,1	4000	16000	—
680 pF	B37931K1681K0**	0,8 ± 0,1	4000	16000	—
1,0 nF	B37931K1102K0**	0,8 ± 0,1	4000	16000	—
1,5 nF	B37931K1152K0**	0,8 ± 0,1	4000	16000	—
2,2 nF	B37931K1222K0**	0,8 ± 0,1	4000	16000	—
3,3 nF	B37931K1332K0**	0,8 ± 0,1	4000	16000	—
4,7 nF	B37931K1472K0**	0,8 ± 0,1	4000	16000	—

1) Other capacitance values on request.

2) The table contains the ordering codes for the standard capacitance tolerance.  
For other available capacitance tolerances see page 38.


**Ordering codes and packing for X7R, 25 and 50 VDC, nickel-barrier terminations**

$C_R$ <sup>1)</sup>	Ordering code <sup>2)</sup>	Chip thickness mm	Cardboard tape, Ø 180-mm reel	Cardboard tape, Ø 330-mm reel	Bulk case
			** $\triangleq$ 60	** $\triangleq$ 70	** $\triangleq$ 01
			pcs/reel	pcs/reel	pcs

**Case size 0805, 25 VDC**

100 nF	B37941K0104K0**	1,25 ± 0,1	3000 <sup>3)</sup>	12000 <sup>4)</sup>	–
--------	-----------------	------------	--------------------	---------------------	---

**Case size 0805, 50 VDC**

470 pF	B37941K5471K0**	0,6 ± 0,1	5000	20000	10000
680 pF	B37941K5681K0**	0,6 ± 0,1	5000	20000	10000
1,0 nF	B37941K5102K0**	0,6 ± 0,1	5000	20000	10000
1,5 nF	B37941K5152K0**	0,6 ± 0,1	5000	20000	10000
2,2 nF	B37941K5222K0**	0,6 ± 0,1	5000	20000	10000
3,3 nF	B37941K5332K0**	0,6 ± 0,1	5000	20000	10000
4,7 nF	B37941K5472K0**	0,6 ± 0,1	5000	20000	10000
6,8 nF	B37941K5682K0**	0,6 ± 0,1	5000	20000	10000
10 nF	B37941K5103K0**	0,6 ± 0,1	5000	20000	10000
15 nF	B37941K5153K0**	0,6 ± 0,1	5000	20000	10000
22 nF	B37941K5223K0**	0,6 ± 0,1	5000	20000	10000
33 nF	B37941K5333K0**	0,6 ± 0,1	5000	20000	10000
47 nF	B37941K5473K0**	0,6 ± 0,1	5000	20000	10000
68 nF	B37941K5683K0**	0,8 ± 0,1	4000	16000	–
68 nF	B37941K5683K0**	1,25 ± 0,1	3000 <sup>3)</sup>	12000 <sup>4)</sup>	–
100 nF	B37941K5104K0**	0,8 ± 0,1	4000	16000	–
100 nF	B37941K5104K0**	1,25 ± 0,1	3000 <sup>3)</sup>	12000 <sup>4)</sup>	–

1) Other capacitance values on request.

2) The table contains the ordering codes for the standard capacitance tolerance.

For other available capacitance tolerances see page 38.

3) Blister tape, 180-mm reel, ordering code \*\*  $\triangleq$  62

4) Blister tape, 330-mm reel, ordering code \*\*  $\triangleq$  72

**Ordering codes and packing for X7R, 100 and 200 VDC, nickel-barrier terminations**

$C_R$ <sup>1)</sup>	Ordering code <sup>2)</sup>	Chip thickness mm	Cardboard tape, Ø 180-mm reel	Cardboard tape, Ø 330-mm reel
			** $\triangleq$ 60	** $\triangleq$ 70
			pcs/reel	pcs/reel

**Case size 0805, 100 VDC**

470 pF	B37941K1471K0**	0,6 ± 0,1	5000	20000
680 pF	B37941K1681K0**	0,6 ± 0,1	5000	20000
1,0 nF	B37941K1102K0**	0,6 ± 0,1	5000	20000
1,5 nF	B37941K1152K0**	0,6 ± 0,1	5000	20000
2,2 nF	B37941K1222K0**	0,6 ± 0,1	5000	20000
3,3 nF	B37941K1332K0**	0,6 ± 0,1	5000	20000
4,7 nF	B37941K1472K0**	0,6 ± 0,1	5000	20000
6,8 nF	B37941K1682K0**	0,6 ± 0,1	5000	20000
10 nF	B37941K1103K0**	0,6 ± 0,1	5000	20000
15 nF	B37941K1153K0**	0,6 ± 0,1	5000	20000
22 nF	B37941K1223K0**	0,8 ± 0,1	4000	16000

**Case size 0805, 200 VDC**

220 pF	B37941K2221K0**	0,8 ± 0,1	4000	16000
330 pF	B37941K2331K0**	0,8 ± 0,1	4000	16000
470 pF	B37941K2471K0**	0,8 ± 0,1	4000	16000
680 pF	B37941K2681K0**	0,8 ± 0,1	4000	16000
1,0 nF	B37941K2102K0**	0,8 ± 0,1	4000	16000
1,5 nF	B37941K2152K0**	0,8 ± 0,1	4000	16000
2,2 nF	B37941K2222K0**	0,8 ± 0,1	4000	16000
3,3 nF	B37941K2332K0**	0,8 ± 0,1	4000	16000
4,7 nF	B37941K2472K0**	1,2 ± 0,1	3000 <sup>3)</sup>	12000 <sup>4)</sup>
6,8 nF	B37941K2682K0**	1,2 ± 0,1	3000 <sup>3)</sup>	12000 <sup>4)</sup>

1) Other capacitance values on request.

2) The table contains the ordering codes for the standard capacitance tolerance.

For other available capacitance tolerances see page 38.

3) Blister tape, 180-mm reel, ordering code \*\*  $\triangleq$  62

4) Blister tape, 330-mm reel, ordering code \*\*  $\triangleq$  72


**Ordering codes and packing for X7R, 50 and 100 VDC, nickel-barrier terminations**

$C_R$ <sup>1)</sup>	Ordering code <sup>2)</sup>	Chip thickness mm	Cardboard tape, Ø 180-mm reel	Cardboard tape, Ø 330-mm reel
			** $\triangleq$ 60	** $\triangleq$ 70
			pcs/reel	pcs/reel

**Case size 1206, 50 VDC**

1,0 nF	B37872K5102K0**	0,8 ± 0,1	4000	16000
1,5 nF	B37872K5152K0**	0,8 ± 0,1	4000	16000
2,2 nF	B37872K5222K0**	0,8 ± 0,1	4000	16000
3,3 nF	B37872K5332K0**	0,8 ± 0,1	4000	16000
4,7 nF	B37872K5472K0**	0,8 ± 0,1	4000	16000
6,8 nF	B37872K5682K0**	0,8 ± 0,1	4000	16000
10 nF	B37872K5103K0**	0,8 ± 0,1	4000	16000
15 nF	B37872K5153K0**	0,8 ± 0,1	4000	16000
22 nF	B37872K5223K0**	0,8 ± 0,1	4000	16000
33 nF	B37872K5333K0**	0,8 ± 0,1	4000	16000
47 nF	B37872K5473K0**	0,8 ± 0,1	4000	16000
68 nF	B37872K5683K0**	0,8 ± 0,1	4000	16000
100 nF	B37872K5104K0**	0,8 ± 0,1	4000	16000

**Case size 1206, 100 VDC**

1,0 nF	B37872K1102K0**	0,8 ± 0,1	4000	16000
1,5 nF	B37872K1152K0**	0,8 ± 0,1	4000	16000
2,2 nF	B37872K1222K0**	0,8 ± 0,1	4000	16000
3,3 nF	B37872K1332K0**	0,8 ± 0,1	4000	16000
4,7 nF	B37872K1472K0**	0,8 ± 0,1	4000	16000
6,8 nF	B37872K1682K0**	0,8 ± 0,1	4000	16000
10 nF	B37872K1103K0**	0,8 ± 0,1	4000	16000
15 nF	B37872K1153K0**	0,8 ± 0,1	4000	16000
22 nF	B37872K1223K0**	0,8 ± 0,1	4000	16000
33 nF	B37872K1333K0**	0,8 ± 0,1	4000	16000
47 nF	B37872K1473K0**	0,8 ± 0,1	4000	16000
68 nF	B37872K1683K0**	1,2 ± 0,1	3000 <sup>3)</sup>	12000 <sup>4)</sup>
100 nF	B37872K1104K0**	1,2 ± 0,1	3000 <sup>3)</sup>	12000 <sup>4)</sup>

1) Other capacitance values on request.

2) The table contains the ordering codes for the standard capacitance tolerance.

For other available capacitance tolerances see page 38.

3) Blister tape, 180-mm reel, ordering code \*\*  $\triangleq$  62

4) Blister tape, 330-mm reel, ordering code \*\*  $\triangleq$  72

**Ordering codes and packing for X7R, 200 and 500 VDC, nickel-barrier terminations**

$C_R$ <sup>1)</sup>	Ordering code <sup>2)</sup>	Chip thickness mm	Cardboard tape, Ø 180-mm reel	Cardboard tape, Ø 330-mm reel
			** $\triangleq$ 60	** $\triangleq$ 70
			pcs/reel	pcs/reel

**Case size 1206, 200 VDC**

820 pF	B37872K2821K0**	0,8 ± 0,1	4000	16000
1,0 nF	B37872K2102K0**	0,8 ± 0,1	4000	16000
1,5 nF	B37872K2152K0**	0,8 ± 0,1	4000	16000
2,2 nF	B37872K2222K0**	0,8 ± 0,1	4000	16000
3,3 nF	B37872K2332K0**	0,8 ± 0,1	4000	16000
4,7 nF	B37872K2472K0**	0,8 ± 0,1	4000	16000
6,8 nF	B37872K2682K0**	0,8 ± 0,1	4000	16000
10 nF	B37872K2103K0**	0,8 ± 0,1	4000	16000
15 nF	B37872K2153K0**	1,2 ± 0,1	3000 <sup>3)</sup>	12000 <sup>4)</sup>
22 nF	B37872K2223K0**	1,2 ± 0,1	3000 <sup>3)</sup>	12000 <sup>4)</sup>

**Case size 1206, 500 VDC**

470 pF	B37872K3471K0**	0,8 ± 0,1	4000	16000
680 pF	B37872K3681K0**	0,8 ± 0,1	4000	16000
1,0 nF	B37872K3102K0**	0,8 ± 0,1	4000	16000
1,5 nF	B37872K3152K0**	0,8 ± 0,1	4000	16000
2,2 nF	B37872K3222K0**	0,8 ± 0,1	4000	16000
3,3 nF	B37872K3332K0**	1,2 ± 0,1	3000 <sup>3)</sup>	12000 <sup>4)</sup>
4,7 nF	B37872K3472K0**	1,2 ± 0,1	3000 <sup>3)</sup>	12000 <sup>4)</sup>

1) Other capacitance values on request.

2) The table contains the ordering codes for the standard capacitance tolerance.

For other available capacitance tolerances see page 38.

3) Blister tape, 180-mm reel, ordering code \*\*  $\triangleq$  62

4) Blister tape, 330-mm reel, ordering code \*\*  $\triangleq$  72


**Ordering codes and packing for X7R, 50, 100, 200 and 500 VDC, nickel-barrier terminations**

$C_R$ <sup>1)</sup>	Ordering code <sup>2)</sup>	Chip thickness mm	Blister tape, Ø 180-mm reel	Blister tape, Ø 330-mm reel
			** $\triangleq$ 62	** $\triangleq$ 72
			pcs/reel	pcs/reel

**Case size 1210, 50 VDC**

10 nF	B37950K5103K0**	0,8 ± 0,1	4000	16000
22 nF	B37950K5223K0**	0,8 ± 0,1	4000	16000
47 nF	B37950K5473K0**	0,8 ± 0,1	4000	16000
100 nF	B37950K5104K0**	0,8 ± 0,1	4000	16000
220 nF	B37950K5224K0**	1,2 ± 0,1	3000	12000
470 nF	B37950K5474K0**	1,2 ± 0,1	3000	12000

**Case size 1210, 100 VDC**

10 nF	B37950K1103K0**	0,8 ± 0,1	4000	16000
15 nF	B37950K1153K0**	0,8 ± 0,1	4000	16000
22 nF	B37950K1223K0**	0,8 ± 0,1	4000	16000
33 nF	B37950K1333K0**	0,8 ± 0,1	4000	16000
47 nF	B37950K1473K0**	0,8 ± 0,1	4000	16000
68 nF	B37950K1683K0**	0,8 ± 0,1	4000	16000
100 nF	B37950K1104K0**	0,8 ± 0,1	4000	16000
150 nF	B37950K1154K0**	1,2 ± 0,1	3000	12000

**Case size 1210, 200 VDC**

3,9 nF	B37950K2392K0**	0,8 ± 0,1	4000	16000
4,7 nF	B37950K2472K0**	0,8 ± 0,1	4000	16000
6,8 nF	B37950K2682K0**	0,8 ± 0,1	4000	16000
10 nF	B37950K2103K0**	0,8 ± 0,1	4000	16000
15 nF	B37950K2153K0**	0,8 ± 0,1	4000	16000
22 nF	B37950K2223K0**	1,2 ± 0,1	3000	12000
33 nF	B37950K2333K0**	1,2 ± 0,1	3000	12000
47 nF	B37950K2473K0**	1,6 ± 0,1	2000	8000

**Case size 1210, 500 VDC**

1,0 nF	B37950K3102K0**	0,8 ± 0,1	4000	16000
1,5 nF	B37950K3152K0**	0,8 ± 0,1	4000	16000
2,2 nF	B37950K3222K0**	0,8 ± 0,1	4000	16000
3,3 nF	B37950K3332K0**	0,8 ± 0,1	4000	16000
4,7 nF	B37950K3472K0**	1,2 ± 0,1	3000	12000
6,8 nF	B37950K3682K0**	1,2 ± 0,1	3000	12000
10 nF	B37950K3103K0**	1,6 ± 0,1	2000	8000

1) Other capacitance values on request.

2) The table contains the ordering codes for the standard capacitance tolerance.  
For other available capacitance tolerances see page 38.

**Multilayer Ceramic Capacitors**
**X7R; 1812 and 2220**

**Ordering codes and packing for X7R, 50 VDC, silver-palladium terminations**

$C_R$ <sup>1)</sup>	Ordering code <sup>2)</sup>	Chip thickness mm	Blister tape, Ø 180-mm reel	Blister tape, Ø 330-mm reel
			** $\triangleq$ 62	** $\triangleq$ 72
			pcs/reel	pcs/reel

**Case size 1812, 50 VDC**

100 nF	B37953J5104K0**	1,2 ± 0,1	1500	5000
220 nF	B37953J5224K0**	1,2 ± 0,1	1500	5000
470 nF	B37953J5474K0**	1,2 ± 0,1	1500	5000

**Case size 2220, 50 VDC**

470 nF	B37956J5474K0**	1,2 ± 0,1	1500	5000
1,0 $\mu$ F	B37956J5105K0**	1,2 ± 0,1	1500	5000

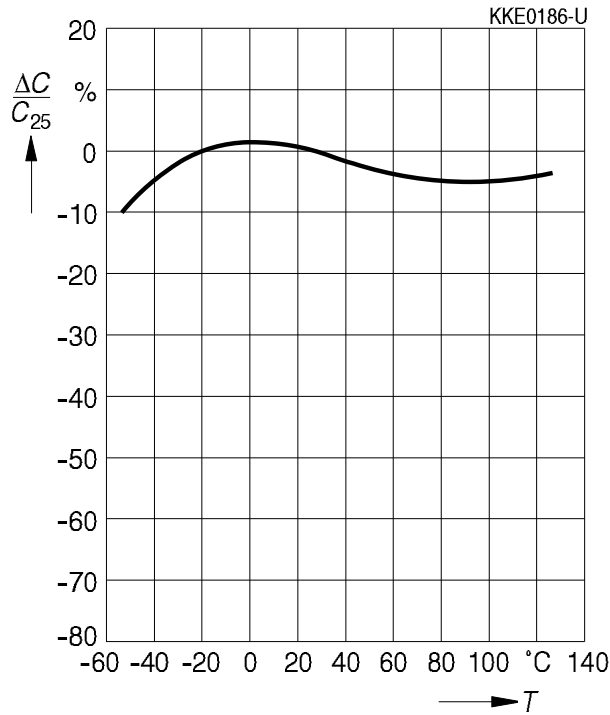
1) Other capacitance values on request.

2) The table contains the ordering codes for the standard capacitance tolerance.  
For other available capacitance tolerances see page 38.

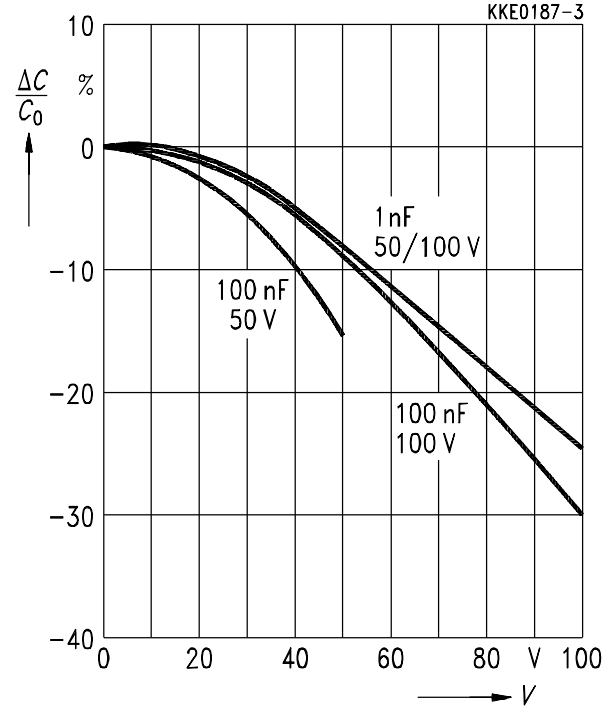


**Typical characteristics**

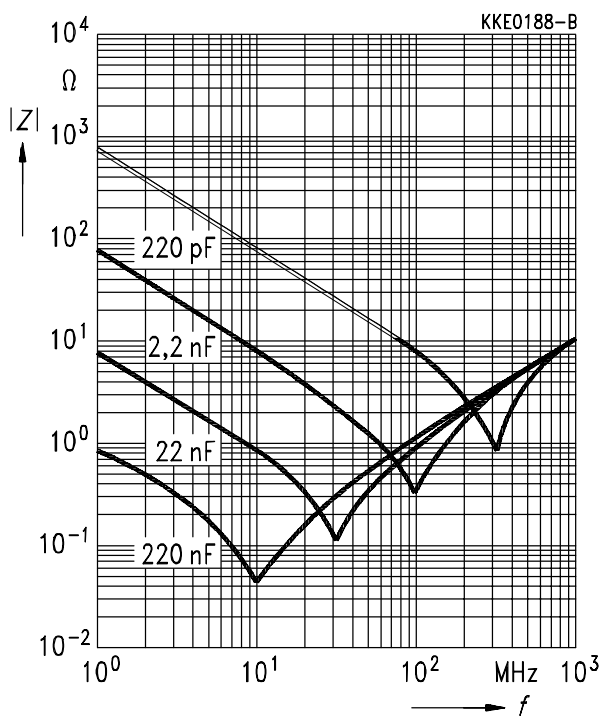
Capacitance change  $\Delta C/C_{25}$  versus temperature  $T$



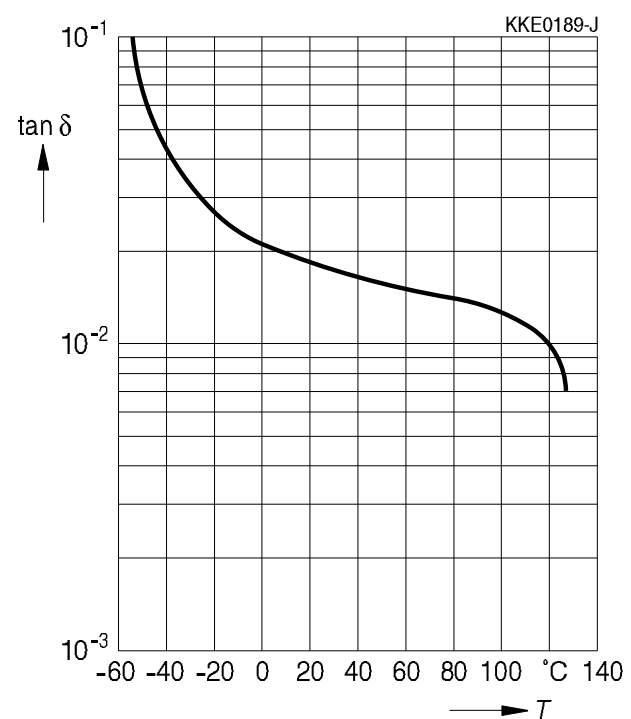
Capacitance change  $\Delta C/C_0$  versus superimposed DC voltage  $V$



Impedance  $|Z|$  versus frequency  $f$

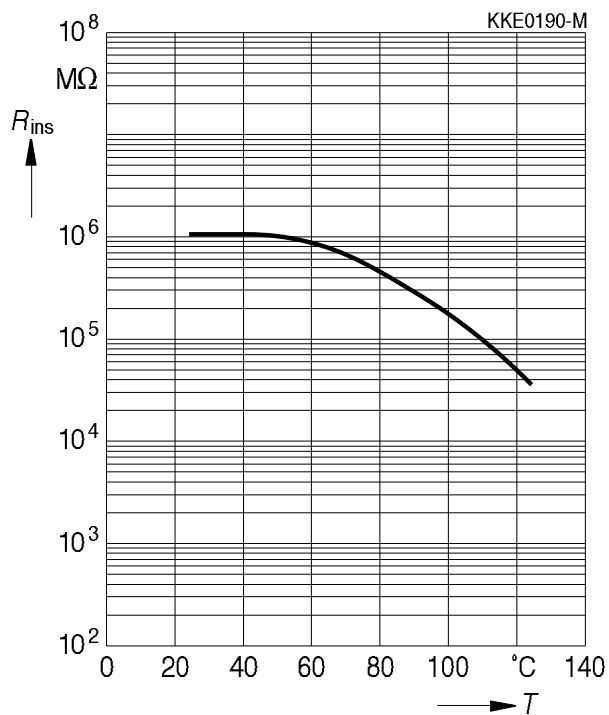


Dissipation factor  $\tan \delta$  versus temperature  $T$



**Typical characteristics**

Insulation resistance  $R_{ins}$  versus temperature  $T$



Capacitance change  $\Delta C/C_1$  versus time  $t$

