

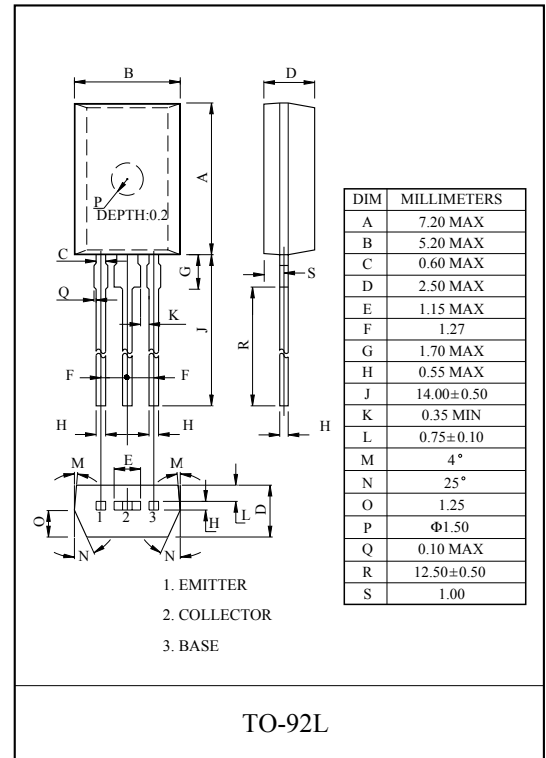
COLOR TV VERT. DEFELECTION OUTPUT APPLICATION.
COLOR TV CLASS B SOUND OUTPUT APPLICATION.

FEATURES

- High Voltage : $V_{CEO}=-160V$.
- Large Continuous Collector Current Capability.
- Complementary to KTC3228.

MAXIMUM RATING (Ta=25°C)

CHARACTERISTIC	SYMBOL	RATING	UNIT
Collector-Base Voltage	V_{CBO}	-160	V
Collector-Emitter Voltage	V_{CEO}	-160	V
Emitter-Base Voltage	V_{EBO}	-6	V
Collector Current	I_C	-1	A
Base Current	I_B	-0.5	A
Collector Power Dissipation	P_C	1	W
Junction Temperature	T_j	150	°C
Storage Temperature Range	T_{stg}	-55 ~ 150	°C

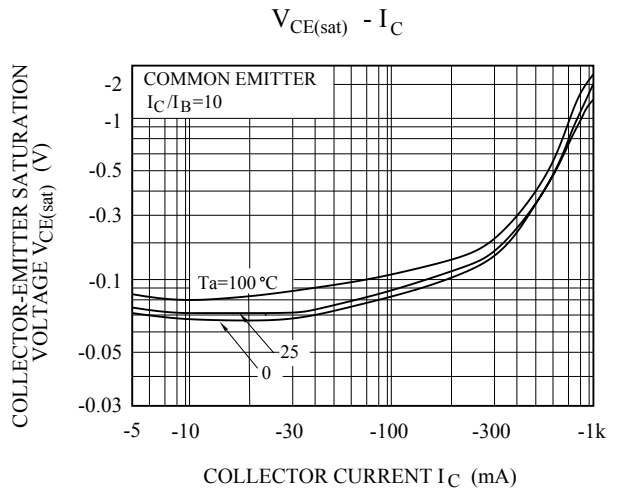
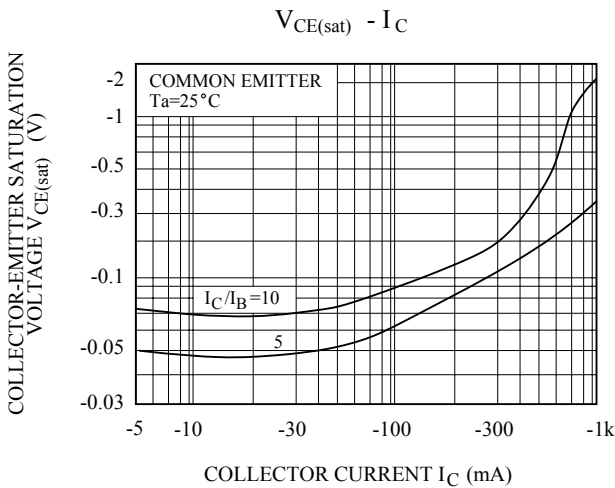
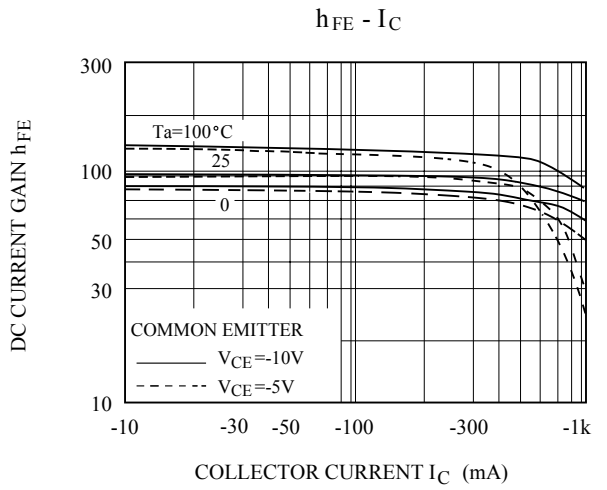
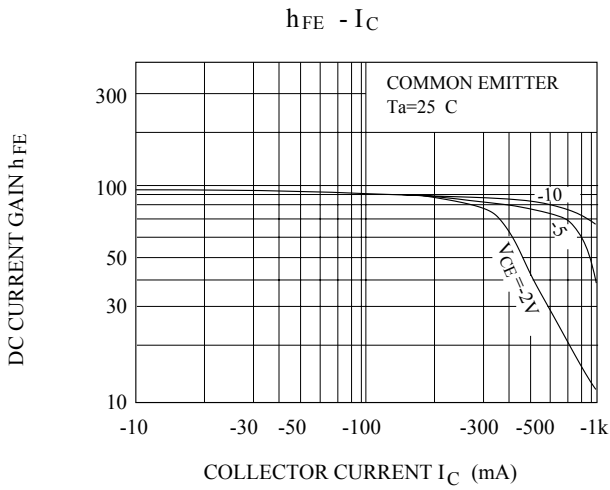
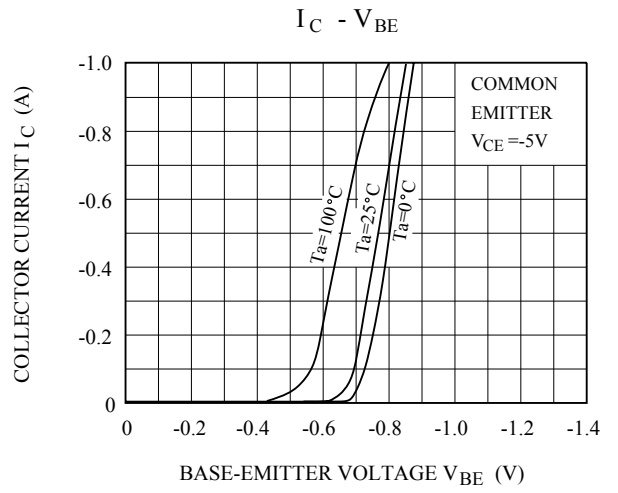
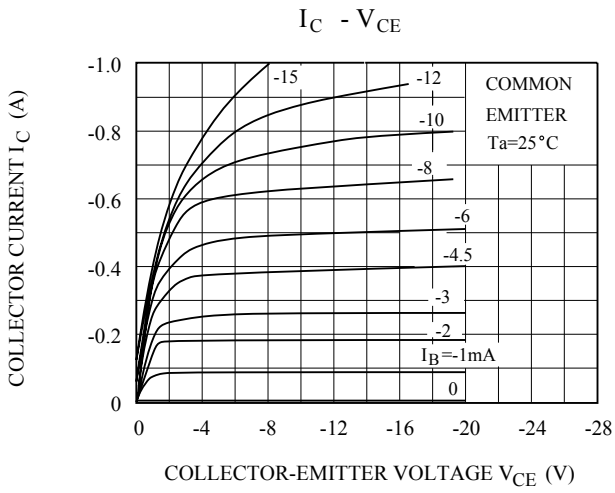


ELECTRICAL CHARACTERISTICS (Ta=25°C)

CHARACTERISTIC	SYMBOL	TEST CONDITION	MIN.	TYP.	MAX.	UNIT
Collector Cut-off Current	I_{CBO}	$V_{CB}=-150V, I_E=0$	-	-	-1.0	μA
Emitter Cut-off Current	I_{EBO}	$V_{EB}=-6V, I_C=0$	-	-	-1.0	μA
Collector-Emitter Breakdown Voltage	$V_{(BR)CEO}$	$I_C=-10mA, I_B=0$	-160	-	-	V
DC Current Gain	h_{FE} (Note)	$V_{CE}=-5V, I_C=-200mA$	60	-	320	
Collector-Emitter Saturation Voltage	$V_{CE(sat)}$	$I_C=-500mA, I_B=-50mA$	-	-	-1.5	V
Base-Emitter Voltage	V_{BE}	$V_{CE}=-5V, I_C=-5mA$	-0.45	-	-0.75	V
Transition Frequency	f_T	$V_{CE}=-5V, I_C=-200mA$	15	50	-	MHz
Collector Output Capacitance	C_{ob}	$V_{CB}=-10V, I_E=0, f=1MHz$	-	-	35	pF

Note : h_{FE} Classification R:60 ~ 120 0:100 ~ 200, Y:160 ~ 320

KTA1275



KTA1275

