

16 × 16 matrix displays

LM-2256 Series

The LM-2256 series are 16 × 16 matrix displays which can be used in a wide variety of applications, including alpha-numeric, symbol, and graphic displays. Red and green are available, as well as a dual-color red/green type.

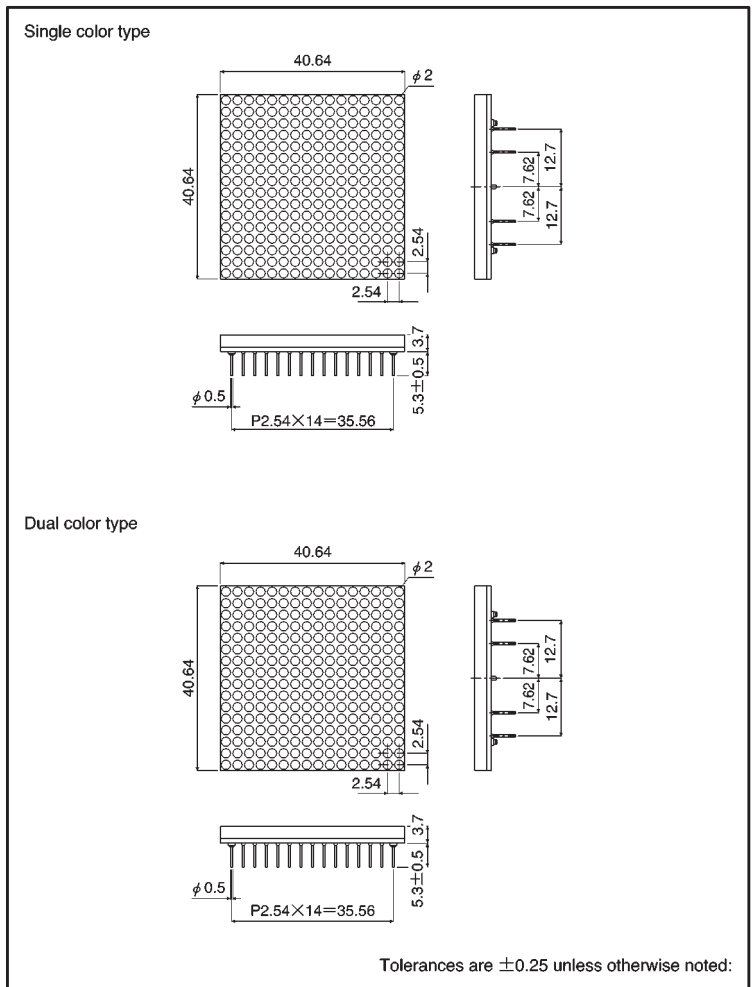
●Applications

Light sources for displays

●Features

- 1) 16 × 16 dot matrix
Circular emitters.
- 2) External dimensions: 40.64 × 40.64 × 5 mm
- 3) Emitters: Circular, 2.0 mm diameter
- 4) Black package.

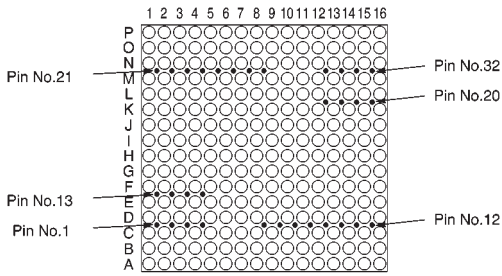
●External dimensions (Units: mm)



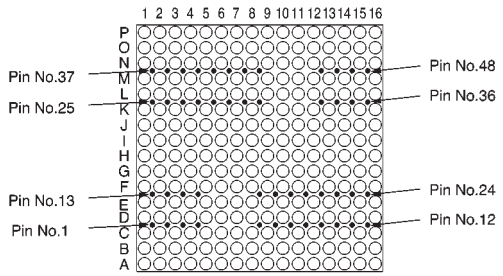
●Selection guide

Emitting color	Red	Green	Red / Green
	Common		
Anode	—	—	LM-2256MUB
Cathode	LM-2256UB	LM-2256MB	—

● Pin assignments

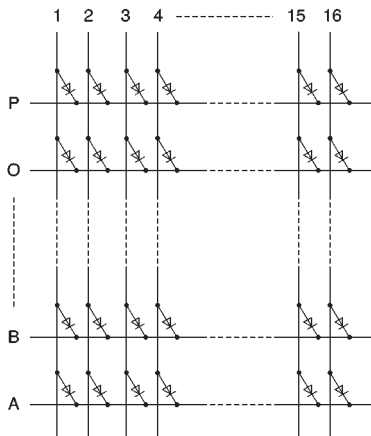


Single color type

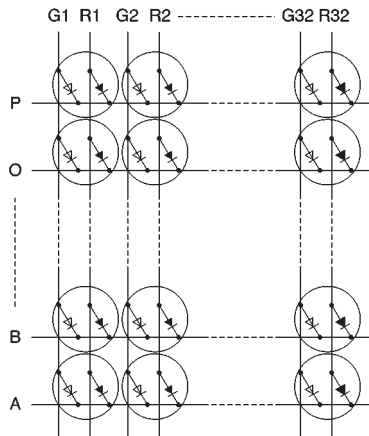




Dual color type

● Internal circuit schematic



Single color type



 GREEN
 RED
 Dual color type

● Pin assignment table

Single-color type

Pin No.	Function	Pin No.	Function
1	A Cathode	17	J Cathode
2	C Cathode	18	L Cathode
3	D Cathode	19	K Cathode
4	B Cathode	20	I Cathode
5	9 Anode	21	1 Anode
6	10 Anode	22	2 Anode
7	11 Anode	23	3 Anode
8	12 Anode	24	4 Anode
9	13 Anode	25	5 Anode
10	14 Anode	26	6 Anode
11	15 Anode	27	7 Anode
12	16 Anode	28	8 Anode
13	H Cathode	29	O Anode
14	F Cathode	30	M Cathode
15	E Cathode	31	N Cathode
16	G Cathode	32	P Cathode

Dual-color type

Pin No.	Function	Pin No.	Function
1	A Cathode	25	R1 Anode
2	C Cathode	26	R2 Anode
3	D Cathode	27	R3 Anode
4	B Cathode	28	R4 Anode
5	G9 Anode	29	R5 Anode
6	G10 Anode	30	R6 Anode
7	G11 Anode	31	R7 Anode
8	G12 Anode	32	R8 Anode
9	G13 Anode	33	J Cathode
10	G14 Anode	34	L Cathode
11	G15 Anode	35	K Cathode
12	G16 Anode	36	I Cathode
13	H Cathode	37	G1 Anode
14	F Cathode	38	G2 Anode
15	E Cathode	39	G3 Anode
16	G Cathode	40	G4 Anode
17	R9 Anode	41	G5 Anode
18	R10 Anode	42	G6 Anode
19	R11 Anode	43	G7 Anode
20	R12 Anode	44	G8 Anode
21	R13 Anode	45	O Cathode
22	R14 Anode	46	M Cathode
23	R15 Anode	47	N Cathode
24	R16 Anode	48	P Cathode

● Absolute maximum ratings (Ta = 25°C)

Single-color type

Parameter	Symbol	UB	MB	Unit
		Red	Green	
Power dissipation	P _D	2.88	2.88	W
Forward current	I _F	15	15	mA
Peak forward current	I _{FP}	60*	60*	mA
Reverse voltage	V _R	3	3	V
Operating temperature	T _{opr}	-20~+50		°C
Storage temperature	T _{stg}	-25~+75		°C

* Pulse width 1msec duty 1 / 16

Dual-color type

Parameter	Symbol	MUB		Unit
		Red	Green	
Power dissipation	P _D	2.7	2.7	W
Forward current	I _F	15	15	mA
Peak forward current	I _{FP}	60*	60*	mA
Reverse voltage	V _R	3	3	V
Operating temperature	T _{opr}	-20~+50		°C
Storage temperature	T _{stg}	-25~+75		°C

* Pulse width 1msec duty 1 / 16

●Electrical and optical characteristics (Ta = 25°C)

Single-color type

Parameter	Symbol	Conditions	UB			MB			Unit
			Red			Green			
			Min.	Typ.	Max.	Min.	Typ.	Max.	
Forward voltage	V _F	I _F =10mA	—	2.0	2.8	—	2.1	2.8	V
Reverse current	I _R	V _R =3V	—	—	100	—	—	100	μA
Peak wavelength	λ _P	I _F =10mA	—	635	—	—	563	—	nm
Spectral half-power bandwidth	Δλ	I _F =10mA	—	40	—	—	40	—	nm

⊙Not designed for radiation resistance.

Dual-color type

Parameter	Symbol	Conditions	MUB						Unit
			Red			Green			
			Min.	Typ.	Max.	Min.	Typ.	Max.	
Forward voltage	V _F	I _F =10mA	—	2.0	2.8	—	2.1	2.8	V
Reverse current	I _R	V _R =3V	—	—	100	—	—	100	μA
Peak wavelength	λ _P	I _F =10mA	—	635	—	—	563	—	nm
Spectral line half width	Δλ	I _F =10mA	—	40	—	—	40	—	nm

⊙Not designed for radiation resistance.

●Luminous intensity

Color	Type	Min.	Typ.	Max.	Unit
Red	UB	0.22	0.63	—	mcd
Green	MB	0.36	1.0	—	mcd
Red	MUB	0.22	0.63	—	mcd
Green		0.56	1.6	—	mcd

Note: Measured at I_F = 10mA