



# **CX20524 Mixed Signal Device for GSM and GPRS Applications**

## **Applications**

- GSM handsets and modules (850/900/1800/1900 MHz)
- GPRS handsets and modules (850/900/1800/1900 MHz)

## **Features**

- Supports multi-slot GPRS up to Class 12
- $\Sigma\Delta$  Analog-to-Digital Converters (ADCs) for digitization of baseband receive signal
- Receive path PGA for AGC of received signal
- GMSK Digital Modulator
- Digital-to-Analog Converters (DACs) for analog conversion of the GMSK modulator output
- Transmit power ramping and power level control
- Low noise voiceband ADC for direct interface to handset and headset microphone
- Low noise voiceband DAC for direct interface to handset and headset speaker
- Auxiliary 8-bit ADC for monitoring system signals
- 3 V/1.8 V SIM card interface
- Temperature sensor
- High speed asynchronous serial ports for interface to Skyworks Baseband Processor device
- Low speed asynchronous serial port for power management functions
- Voltage regulators for both internal (fixed voltage) and system (programmable voltage) needs
- Low power operation
- Control circuit for multi-chemistry advanced battery charger
- Power-On Reset (POR) generation
- Over current-limiting
- Power On/Off control inputs
- CX20524-12: 160-pin FPBGA 12 mm x 12 mm package
- CX20524-13: 180-pin FPBGA 10 mm x 10 mm package

## **Description**

The CX20524 Mixed Signal Device (MSD) is a highly integrated device designed for use in multi-band Global System for Mobile communications (GSM) and General Packet Radio Service (GPRS) handsets. The MSD includes all the power management, voice-band, mixed signal, and radio control functions required in a GSM/GPRS handset and module.

In the receive path, the MSD digitizes the baseband In-Phase/Quadrature (I/Q) inputs. Digital samples are then sent to the Baseband Processor (BP) via the Rx serial interface. The receive path features a programmable gain amplifier (PGA) for Automatic Gain Control (AGC) of the receive signal.

In the transmit path, bursts of digital data are input to the MSD over the control port. A Gaussian Minimum-Shift Keying (GMSK) modulator generates modulated I and Q waveforms from the input data. The I and Q waveforms are converted into analog waveforms and output from the MSD.

The CX20524 generates an analog signal to control the handset Power Amplifier (PA) output level.

The device voiceband Codec section provides an interface to a 32  $\Omega$  handset speaker and microphone. Line In/Out signals are also available to interface with audio accessories, such as a headset or car kit.

The MSD is designed to operate directly from a single cell, 3.6 V Li Ion battery with no external regulation required. The MSD integrates all necessary Low Drop Out (LDO) voltage regulators that generate the required device and system power supplies from battery input.

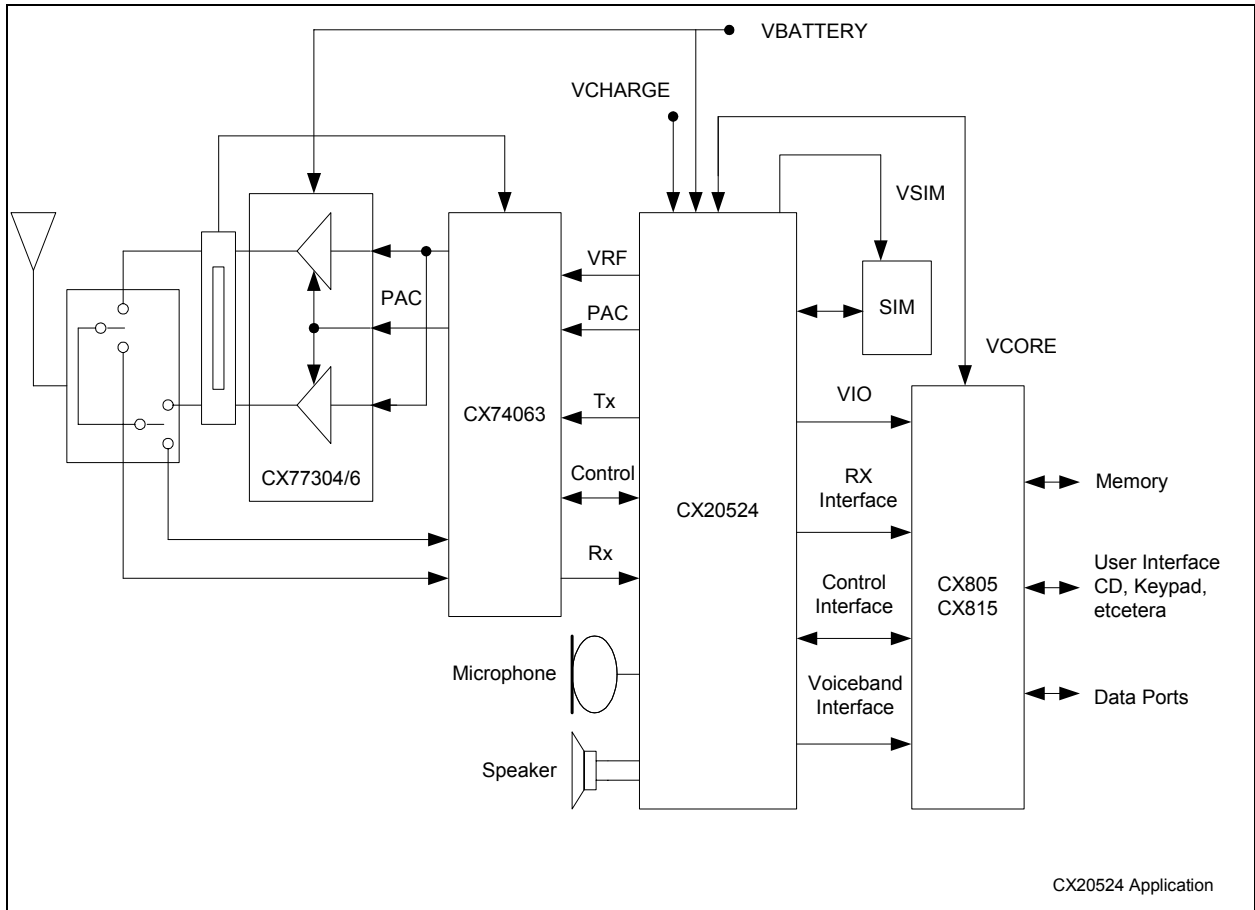
An integrated SIM interface circuit allows direct interface to 3.0 V and 1.8 V SIM cards with no external components.

An integrated battery charger control circuit provides charging capabilities for multi-chemistry batteries.

The CX20524-12 is packaged in a compact, 160-pin (12 mm x 12 mm) Fine Pitch Ball Grid Array (FPBGA), shown in Figure 2.

The CX20524-13 is packaged in a compact, 180 pin 10 mm x 10 mm, 0.5 mm pitch, Fine Pitch Ball Grid Array (FPBGA), shown in Figure 3.

**CX20524 Mixed Signal Device Product Summary**



**Figure 1. Typical CX20524 Application in a Handset Design**

12 x 12 FPBGA - 160 Balls/ 0.80 mm Ball Pitch

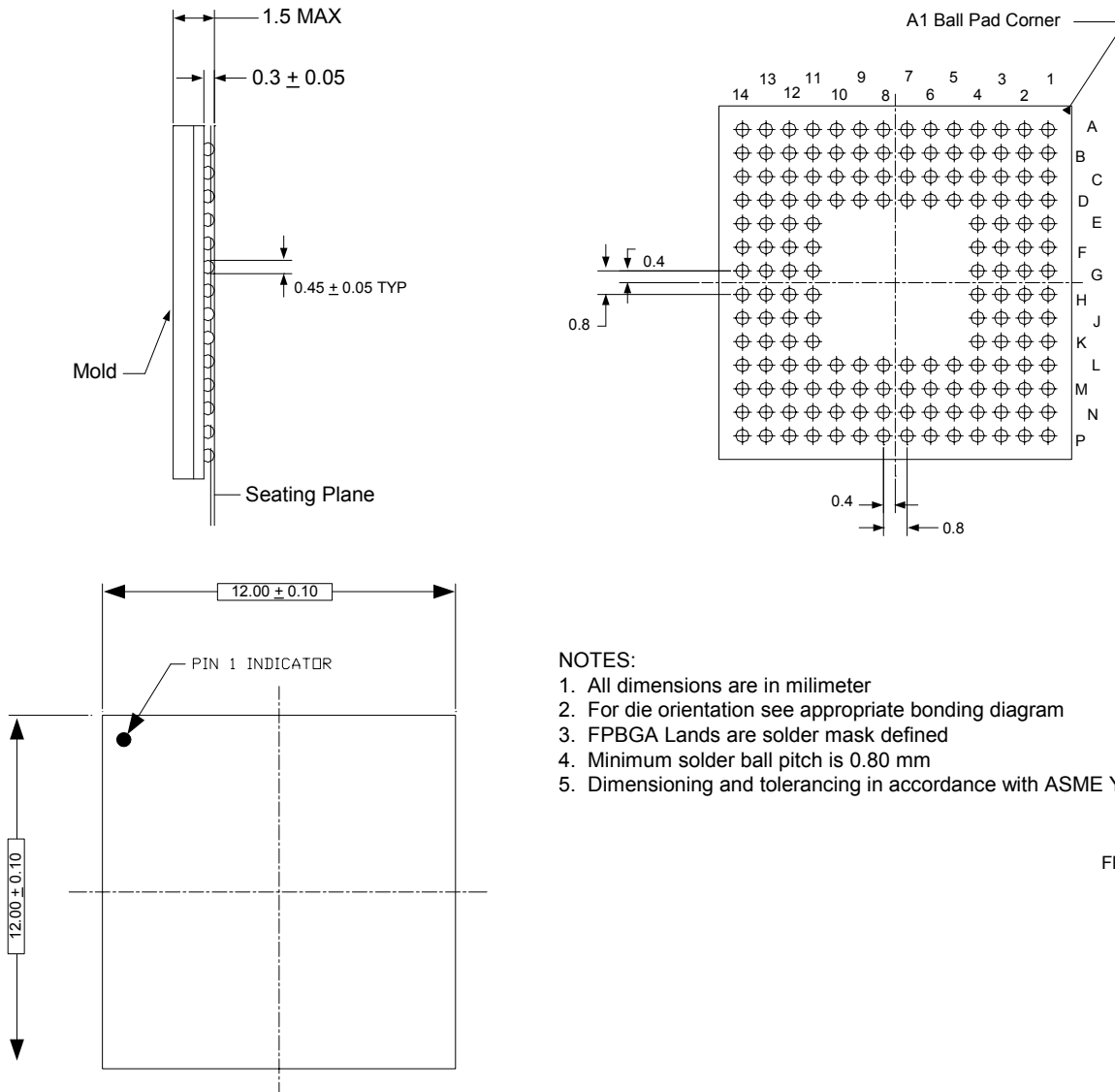


Figure 2. CX20524-12 Package Description

D

R

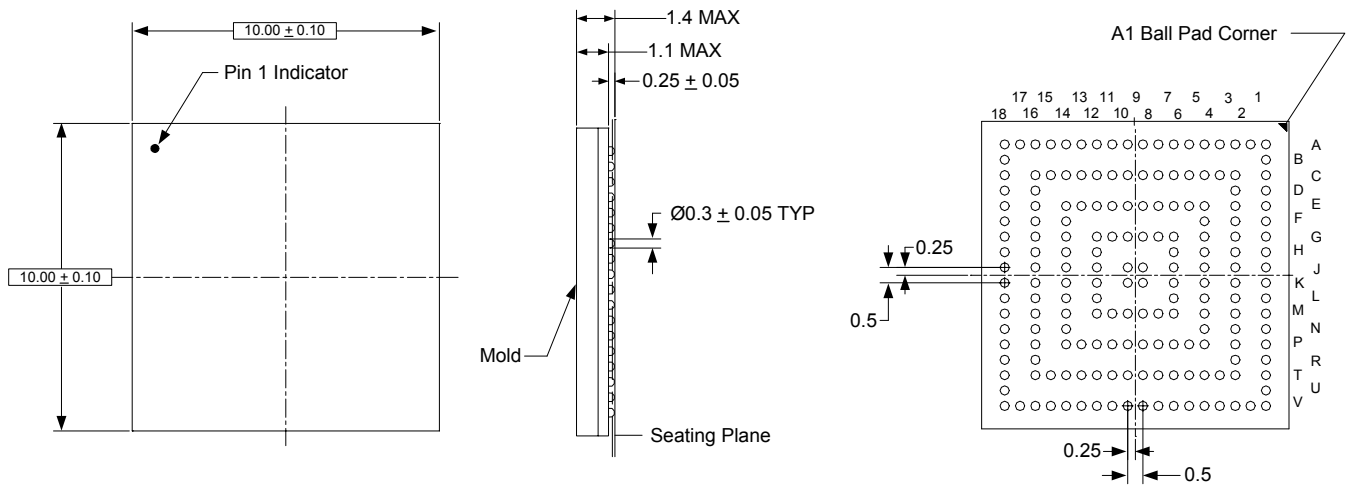
A

F

T

# CX20524 Mixed Signal Device Product Summary

10 x 10 FPBGA - 180 Balls/ 0.50 mm Pitch



**NOTES:**

1. All dimensions are in millimeter
2. For die orientation see appropriate bonding diagram
3. FPBGA Lands are solder mask defined
4. Minimum solder pitch is 0.50 mm
5. Dimensioning and tolerancing in accordance with ASME Y14.5 M - 1994

FPBGA\_1010

**Figure 3. CX20524-13 Package Description**

Copyright © 2004, Skyworks Solutions, Inc. All Rights Reserved.

Information in this document is provided in connection with Skyworks Solutions, Inc. ("Skyworks") products. These materials are provided by Skyworks as a service to its customers and may be used for informational purposes only by the customer. Skyworks assumes no responsibility for errors or omissions in these materials. Skyworks may make changes to its documentation, products, specifications and product descriptions at any time, without notice. Skyworks makes no commitment to update the information and shall have no responsibility whatsoever for conflicts, incompatibilities, or other difficulties arising from future changes to its documentation, products, specifications and product descriptions.

No license, express or implied, by estoppel or otherwise, to any intellectual property rights is granted by or under this document. Except as may be provided in Skyworks' Terms and Conditions of Sale for such products, Skyworks assumes no liability whatsoever in association with its documentation, products, specifications and product descriptions.

THESE MATERIALS ARE PROVIDED "AS IS" WITHOUT WARRANTY OF ANY KIND, EITHER EXPRESS OR IMPLIED OR OTHERWISE, RELATING TO SALE AND/OR USE OF SKYWORKS PRODUCTS INCLUDING WARRANTIES RELATING TO FITNESS FOR A PARTICULAR PURPOSE, MERCHANTABILITY, PERFORMANCE, QUALITY OR NON-INFRINGEMENT OF ANY PATENT, COPYRIGHT OR OTHER INTELLECTUAL PROPERTY RIGHT. SKYWORKS FURTHER DOES NOT WARRANT THE ACCURACY OR COMPLETENESS OF THE INFORMATION, TEXT, GRAPHICS OR OTHER ITEMS CONTAINED WITHIN THESE MATERIALS. SKYWORKS SHALL NOT BE LIABLE FOR ANY DAMAGES, INCLUDING SPECIAL, INDIRECT, INCIDENTAL, OR CONSEQUENTIAL DAMAGES, INCLUDING WITHOUT LIMITATION, LOST REVENUES OR LOST PROFITS THAT MAY RESULT FROM THE USE OF THESE MATERIALS WHETHER OR NOT THE RECIPIENT OF MATERIALS HAS BEEN ADVISED OF THE POSSIBILITY OF SUCH DAMAGE.

Skyworks products are not intended for use in medical, lifesaving or life-sustaining applications. Skyworks' customers using or selling Skyworks products for use in such applications do so at their own risk and agree to fully indemnify Skyworks for any damages resulting from such improper use or sale.

The following are trademarks of Skyworks Solutions, Inc.: Skyworks™, the Skyworks logo, and Breakthrough Simplicity™. Product names or services listed in this publication are for identification purposes only, and may be trademarks of Skyworks or other third parties. Third-party brands and names are the property of their respective owners. Additional information, posted at [www.skyworksinc.com](http://www.skyworksinc.com), is incorporated by reference.