
HVC322B

Variable Capacitance Diode for ET tuner

HITACHI

ADE-208-725(Z)

Rev 0

Dec. 1998

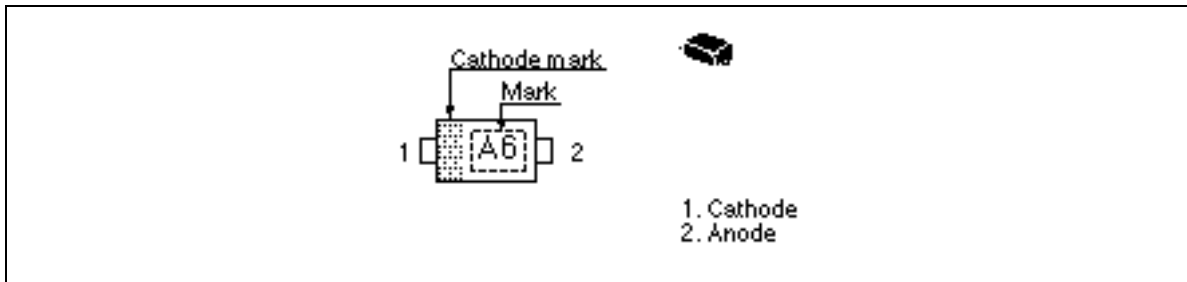
Features

- Low matching error. ($\Delta C/C = 2.0\%$ max)
- High capacitance ratio. ($n = 6.22$ min)
- Low series resistance. ($r_s = 0.65\%$ max)
- Ultra small Flat Package (UFP) is suitable for surface mount design.

Ordering Information

Type No.	Laser Mark	Package Code
HVC322B	A6	UFP

Outline



HVC322B

Absolute Maximum Ratings (Ta = 25°C)

Item	Symbol	Value	Unit
Peak reverse voltage	V_{RM}^{*1}	35	V
Reverse voltage	V_R	34	V
Junction temperature	T_j	125	°C
Storage temperature	T_{stg}	-55 to +125	°C

Note 1. $RL=4.7K\frac{1}{2}$

Electrical Characteristics (Ta = 25°C)

Item	Symbol	Min	Typ	Max	Unit	Test Condition
Reverse current	I_{R1}	—	—	10	nA	$V_R = 32V$
	I_{R2}	—	—	100		$V_R = 32V, Ta = 60°C$
Capacitance	C_2	14.22	—	15.473	pF	$V_R = 2V, f = 1MHz$
	C_{10}	5.2	—	6.0		$V_R = 10V, f = 1MHz$
	C_{17}	2.8	—	3.3		$V_R = 17V, f = 1MHz$
	C_{25}	2.132	—	2.290		$V_R = 25V, f = 1MHz$
Capacitance ratio	n_1	6.22	—	—	—	C_2/C_{25}
	n_2	1.70	—	1.96	—	C_{10}/C_{17}
	n_3	1.04	—	—	—	C_{25}/C_{28}
Series resistance	r_s	—	—	0.65	$\frac{1}{2}$	$V_R = 5V, f = 470MHz$
Matching error	$\Delta C/C^{*1}$	—	—	2.0	%	$V_R = 2 \text{ to } 25V, f = 1 \text{ MHz}$

Note 1. C.C system (Continuous Connected taping system) enable to make any 10 pcs of $\Delta C/C$ continuous in a reel , expect extention to another group.
Calculate Matching Error,

$$\Delta C/C = \frac{(C_{max} - C_{min})}{C_{min}} \times 100 (\%)$$

Main Characteristic

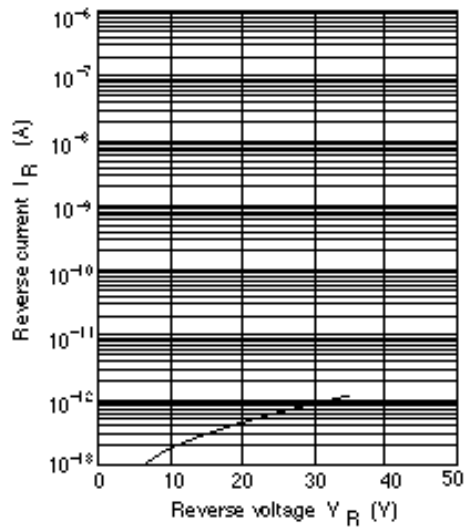


Fig.1 Reverse current Vs. Reverse voltage

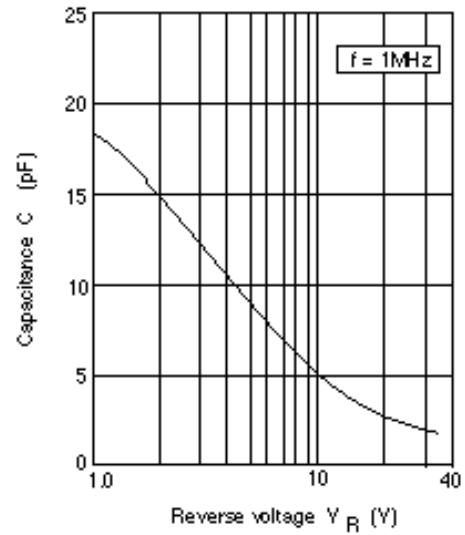


Fig.2 Capacitance Vs. Reverse voltage

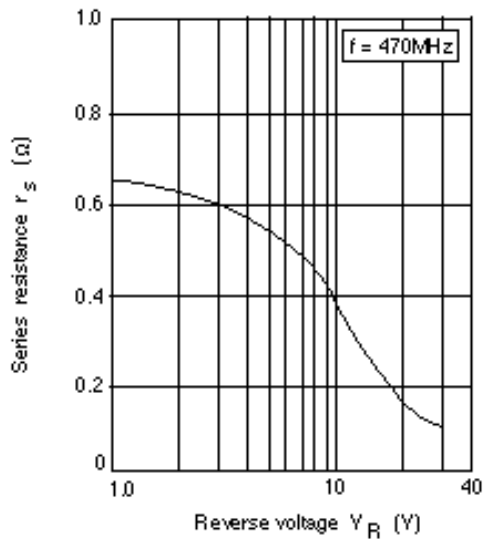


Fig.3 Series resistance Vs. Reverse voltage

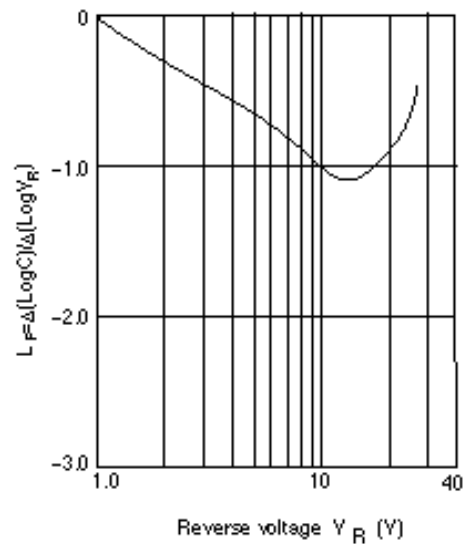
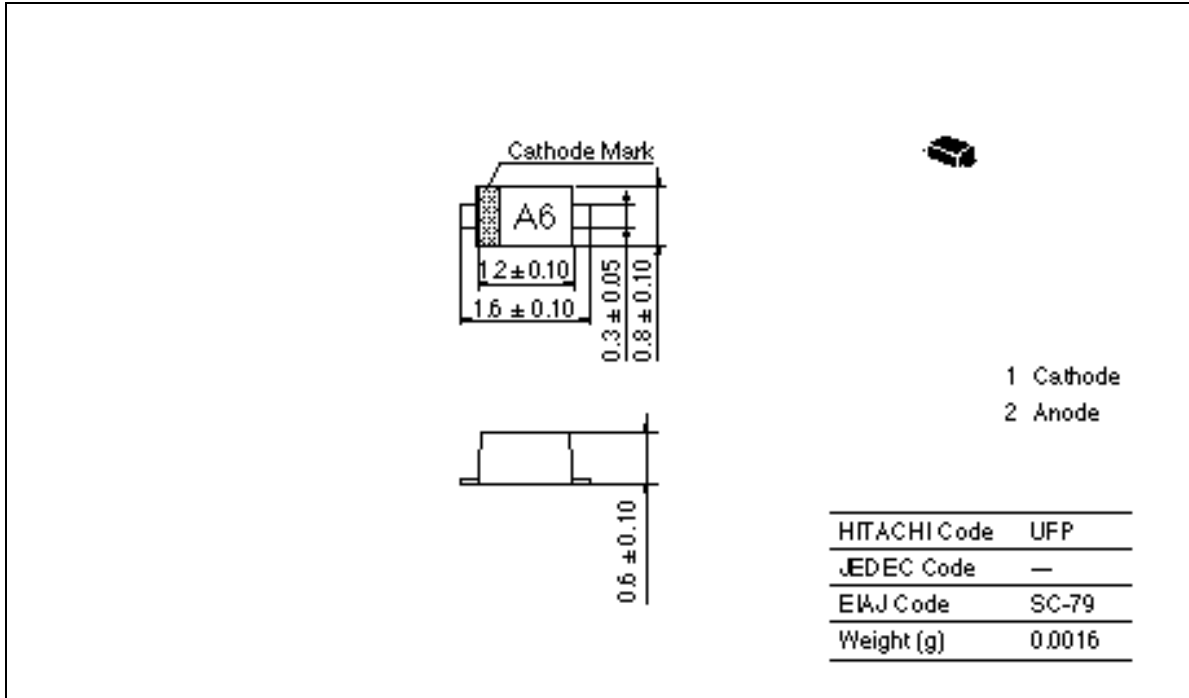


Fig.4 Linearity factor Vs. Reverse voltage

HVC322B

Package Dimensions

Unit : mm



HITACHI

Cautions

1. Hitachi neither warrants nor grants licenses of any rights of Hitachi's or any third party's patent, copyright, trademark, or other intellectual property rights for information contained in this document. Hitachi bears no responsibility for problems that may arise with third party's rights, including intellectual property rights, in connection with use of the information contained in this document.
2. Products and product specifications may be subject to change without notice. Confirm that you have received the latest product standards or specifications before final design, purchase or use.
3. Hitachi makes every attempt to ensure that its products are of high quality and reliability. However, contact Hitachi's sales office before using the product in an application that demands especially high quality and reliability or where its failure or malfunction may directly threaten human life or cause risk of bodily injury, such as aerospace, aeronautics, nuclear power, combustion control, transportation, traffic, safety equipment or medical equipment for life support.
4. Design your application so that the product is used within the ranges guaranteed by Hitachi particularly for maximum rating, operating supply voltage range, heat radiation characteristics, installation conditions and other characteristics. Hitachi bears no responsibility for failure or damage when used beyond the guaranteed ranges. Even within the guaranteed ranges, consider normally foreseeable failure rates or failure modes in semiconductor devices and employ systemic measures such as fail-safes, so that the equipment incorporating Hitachi product does not cause bodily injury, fire or other consequential damage due to operation of the Hitachi product.
5. This product is not designed to be radiation resistant.
6. No one is permitted to reproduce or duplicate, in any form, the whole or part of this document without written approval from Hitachi.
7. Contact Hitachi's sales office for any questions regarding this document or Hitachi semiconductor products.

HITACHI

Hitachi, Ltd.
Semiconductor & IC Div.
Nippon Bldg., 2-6-2, Ohito-machi, Chiyoda-ku, Tokyo 100-0004, Japan
Tel: Tokyo (03) 3270-2111 Fax: (03) 3270-5109

URL North America : <http://semiconductor.hitachi.com/>
Europe : <http://www.hitachi-eu.com/hit/e/eog>
Asia (Singapore) : http://www.hias.hitachi.com_sg/grp3/sicd/index.htm
Asia (Taiwan) : http://www.hitachi.com.tw/E/Product/SICD_Frame.htm
Asia (HongKong) : <http://www.hitachi.com/hk/eng/bo/grp3/index.htm>
Japan : <http://www.hitachi.co.jp/Sicd/index.htm>

For further information write to:

Hitachi Semiconductor
(America) Inc.
2000 Sierra Point Parkway
Burlington, ON N4C0S5-1R07
Tel: +1 (800) 285-1801
Fax: +1 (305) 297-0447

Hitachi Europe GmbH
Electronic Components Group
Domagala Straße 3
D-85622 Feldkirchen, Munich
Germany
Tel: +49 (89) 9 2930-0
Fax: +49 (89) 9 29 30 00

Hitachi Europe Ltd.
Electronic Components Group
Whitebrook Park
Lower Cookham Road
Maidenhead
Berkshire SL6 8YX, United Kingdom
Tel: +44 (1628) 526000
Fax: +44 (1628) 778322

Hitachi Asia Pte Ltd.
15 Collyer Quay #20-00
Hitachi Tower
Singapore 049318
Tel: 535-2100
Fax: 535-1553

Hitachi Asia Ltd.
Taipei Branch Office
3F, Hung Kuo Building, No.167,
Tun-Hua North Road, Taipei (105)
Tel: +886 (2) 2713-3685
Fax: +886 (2) 2713-3130

Hitachi Asia (Hong Kong) Ltd.
Group III (Electronic Components)
7/F., North Tower, World Finance Centre,
Harbour City, Canton Road, Tsim Sha Tsui,
Kowloon, Hong Kong
Tel: +852 (2) 755 3218
Fax: +852 (2) 750 0881
Telex: 40815 HITECHX

Copyright © Hitachi, Ltd., 1998. All rights reserved. Printed in Japan.