

KSC1188**NPN EPITAXIAL SILICON TRANSISTOR**

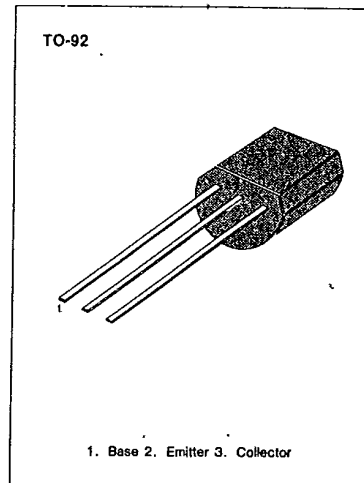
T-31-17

TV PIF AMPLIFIER

- High Current Gain Bandwidth Product $f_T=700\text{MHz}$
- High Power Gain $G_{pe}=25\text{dB}$ at 45MHz (Min)

ABSOLUTE MAXIMUM RATINGS ($T_a=25^\circ\text{C}$)

Characteristic	Symbol	Rating	Unit
Collector-Base Voltage	V_{CB0}	30	V
Collector-Emitter Voltage	V_{CE0}	20	V
Emitter-Base Voltage	V_{EB0}	4	V
Collector Current	I_C	30	mA
Collector Dissipation	P_C	250	mW
Junction Temperature	T_j	150	$^\circ\text{C}$
Storage Temperature	T_{stg}	-55 ~ 150	$^\circ\text{C}$

**ELECTRICAL CHARACTERISTICS ($T_a=25^\circ\text{C}$)**

Characteristic	Symbol	Test Conditions	Min	Typ	Max	Unit
Collector-Base Breakdown Voltage	BV_{CB0}	$I_C=10\mu\text{A}, I_E=0$	30			V
Collector-Emitter Breakdown Voltage	BV_{CE0}	$I_C=5\text{mA}, I_B=0$	20			V
Emitter-Base Breakdown Voltage	BV_{EB0}	$I_E=-10\mu\text{A}, I_C=0$	4			V
Collector Cut-off Current	I_{CBO}	$V_{CB}=20\text{V}, I_E=0$			0.1	μA
Emitter Cut-off Current	I_{EBO}	$V_{EB}=3\text{V}, I_C=0$			0.1	μA
DC Current Gain	h_{FE}	$V_{CE}=10\text{V}, I_C=2\text{mA}$	40		240	
Current Gain-Bandwidth Product	f_T	$V_{CE}=10, I_C=3\text{mA}$	400	700		MHz
Collector-Emitter Saturation Voltage	$V_{CE(sat)}$	$I_C=10\text{mA}, I_B=1\text{mA}$		0.2	0.7	V
Output Capacitance	C_{ob}	$V_{CB}=10\text{V}, I_E=0$ $f=1\text{MHz}$			1	pF
Power Gain	G_{pe}	$I_C=10\text{mA}, V_{CE}=6\text{V}$ $f=45\text{MHz}, R_s=50\Omega$	20	24		dB

 h_{FE} CLASSIFICATION

Classification	R	O	Y
h_{FE}	40-80	70-140	120-240

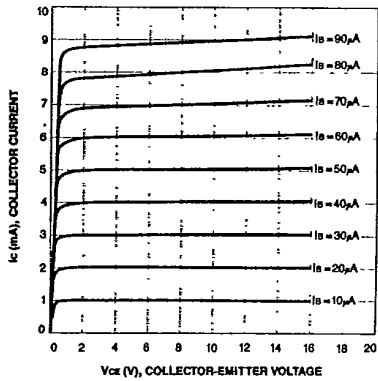


KSC1188

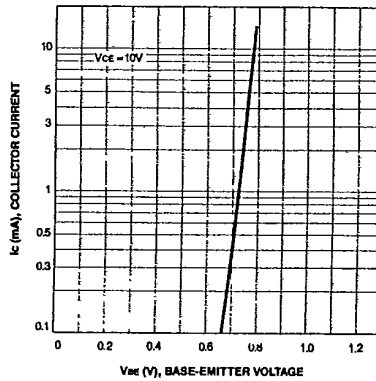
NPN EPITAXIAL SILICON TRANSISTOR

T-31-17

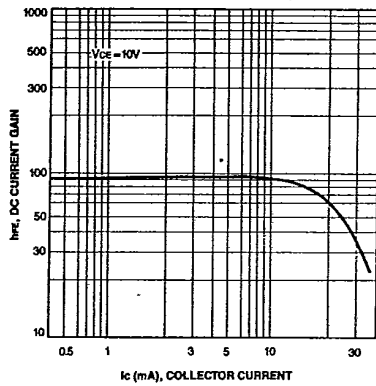
STATIC CHARACTERISTIC



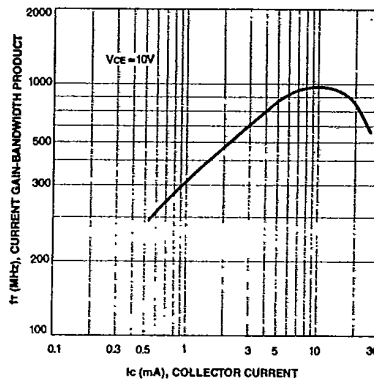
BASE-EMITTER ON VOLTAGE



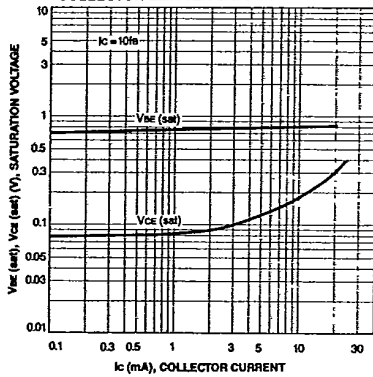
DC CURRENT GAIN



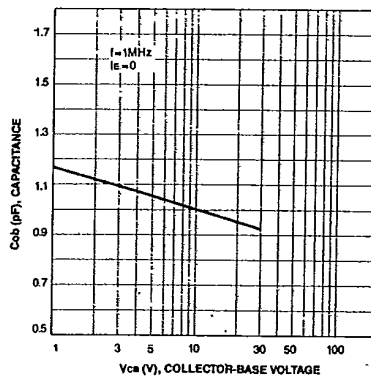
CURRENT GAIN-BANDWIDTH PRODUCT



BASE-EMITTER SATURATION VOLTAGE
COLLECTOR-EMITTER SATURATION VOLTAGE



COLLECTOR OUTPUT CAPACITANCE



3