



# SANYO SEMICONDUCTOR

## STK-0080

STK-0080 ——— Thick Film Hybrid Integrated Circuit  
Output Stage of 80W min. AF Power Amplifier(DPP<sup>®</sup>)

© DPP : Darlington Power Package

### Features

- . 2 power supplied 1 channel portion.
- . Darlington type pure complementary circuit used.
- . This series have same pin assignments and same packages. This enables the peripheral printed pattern board standardized.
- . Extremely thermal stabilized, because of the internal thermal compensation circuit and metal plate which has good thermal feedback characteristic.
- . Freely able to design a tone characteristic by using a prestage voltage amplifier.

### Maximum Ratings at Ta=25°C

Maximum Supply Voltage	V <sub>CCmax</sub>	±65	V
Maximum Collector Current	I <sub>Cmax</sub>	10	A
Thermal Resistance	θ <sub>j-c</sub>	ideal state	1.3 °C/W
Junction Temperature	T <sub>j</sub>	150	°C
Storage Temperature	T <sub>stg</sub>	-30 to +105	°C

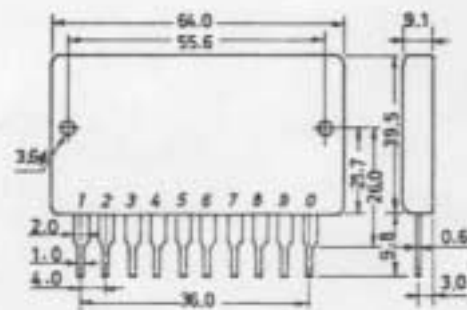
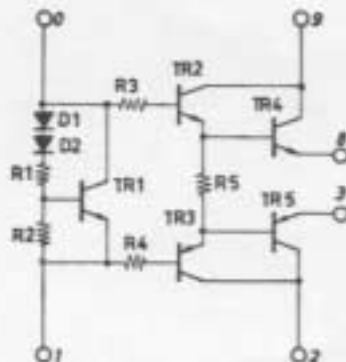
### Recommended Operating Condition at Ta=25°C

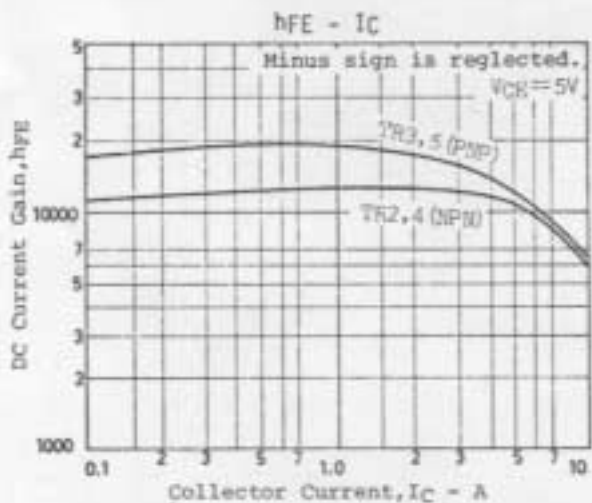
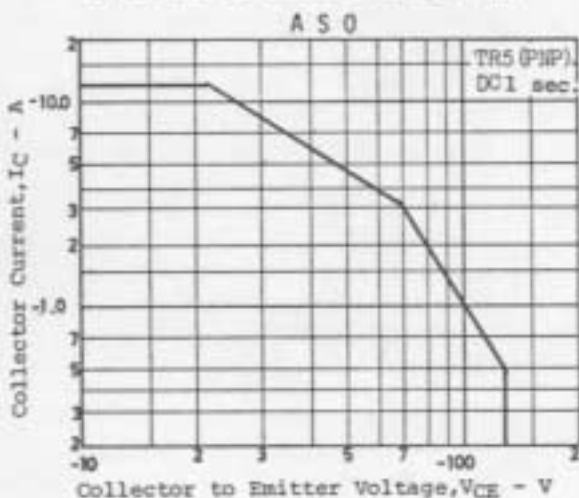
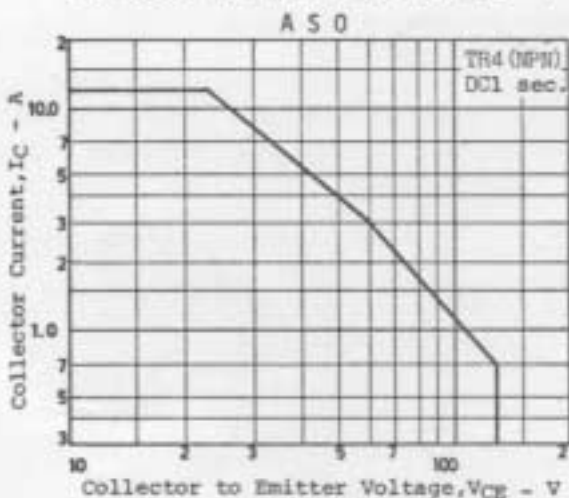
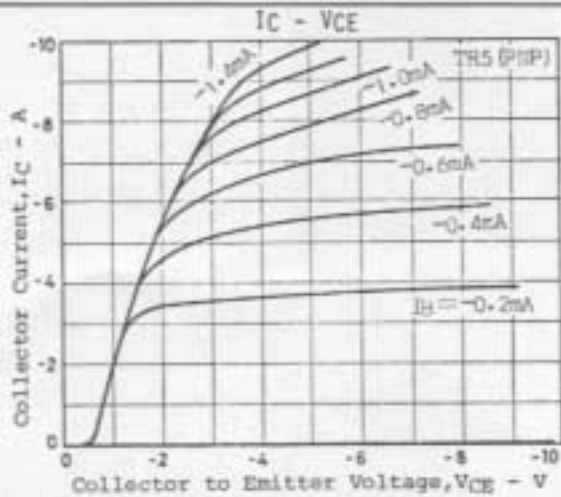
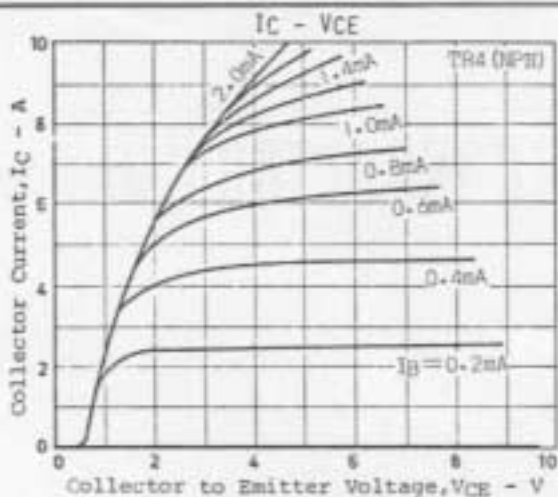
Recommended Supply Voltage	V <sub>CC</sub>	±46	V
Load Resistance	R <sub>L</sub>	8	ohm

### Operation Characteristics at Ta=25°C, V<sub>CC</sub>=±46V, R<sub>L</sub>=8ohm, VG=40dB

			min	typ	max	unit
Quiescent Current	I <sub>CCO</sub>	V <sub>CC</sub> =±55V		40	80	mA
Output Power	P <sub>O</sub>	THD=0.1%, f=20 to 20 kHz	80			W
Total Harmonic Distortion	THD(1)	P <sub>O</sub> =1 to 80 W, f=20 to 20 kHz			0.1	%
Total Harmonic Distortion	THD(2)	P <sub>O</sub> =1W, f=1kHz		0.02		%

### Equivalent Circuit and Case Outline (unit:mm)





Application : 80W min. AF Power Amplifier

